

NEW T7 LONG WHEELBASE
WITH PLM INTELLIGENCE™

PLM
NEW HOLLAND INTELLIGENCE

ULTIMATE PERFORMANCE ➡ DENSITY



 **NEW HOLLAND**

MORE POWER. MORE COMFORT. MORE CHOICE. SAME COMPACT DIMENSIONS.

The new five model T7 Long Wheelbase with PLM Intelligence™ range is packed with even more features and is bristling with upgrades. An all-new, super spacious Horizon™ Ultra cab. Even bigger 2.05m tyres. An all new, range topping 300hp model. New axles, upgraded Auto Command™ transmission and proven Power Command™ full powershift transmission. And engineered with reliability and simplicity in mind. Improve your Performance Density with the new generation of T7 Long Wheelbase.





WELCOME TO THE WORLD OF INTELLIGENT FARMING WITH THE NEW T7 LONG WHEELBASE WITH PLM INTELLIGENCE™ TECHNOLOGY

The new T7 Long Wheelbase with PLM Intelligence™ tractor series builds on the legacy of its acclaimed T7 tractor family, expanding and reinforcing all the critical areas that determine the success of modern agricultural operations, to deliver the all-round top performance and comfort levels demanded by today's largest contractors and arable farmers.

⇒ERGONOMICS

p.04

⇒XPANSIVE

p.10

ACCESSIBLE⇒

p.16

INTELLIGENCE⇒

p.22

⇒ENERGY

p.28

⇒NDURANCE

p.34

ASSISTANCE⇒

p.40

⇒FFICIENCY

p.46

ERGONOMICS

At just 66dBA, welcome to the quietest tractor cab





NEW HORIZON™ ULTRA CAB ENVIRONMENT

The new Horizon™ Ultra cab has not become the quietest tractor cab in the industry by accident. From the start of the project protecting the driver from the external environment was centre of our engineers attention.

NOISE

66dBA is an impressive value made possible by the new robotically welded cab frame and how it's isolated from the tractor's driveline. Noise quality has also been targeted resulting in upgrades to transmission components.

CLIMATE

Providing the operator with a climate control system with the ability to cope with rapid cool down requests resulted in a new system with a 35% increase in capacity. Effortlessly controlled from the SideWinder™ Ultra armrest and with multiple zones directing air around the cab.

VIBRATION

Isolating the driver from the daily rigours of working on fields and tracks is taken care of with the Terraglide™ front axle suspension, either mechanical Comfort Ride™ or electro hydraulic Semi-Active Comfort Ride™ cab suspension and finally the most comprehensive selection of driver's seats.

ENTERTAINMENT

With the exceptionally low noise level the driver can make the most of listening to media through a 4 speaker audio system. The optional Sub woofer adds that extra power while the inbuilt handsfree and Bluetooth can handle the phone calls.









CLIMATE CONTROL

Twin blower fans can deliver up to 650m³ of air for very rapid cool down times, while 5 selectable zones allows the air to be directed around the driver. All controlled from the armrest keypad or IntelliView™ 12 monitor. Heated mirrors, front and rear screens can be all linked to the single demist button.



MEDIA

The DAB radio can stream media from a tablet or phone over Bluetooth and also relays your telephone calls. A media keypad area on the armrest provide full control of connected devices.

FRONT AXLE SUSPENSION

The advanced Terraglide™ semi active suspension receives multiple inputs to deliver the best tractor stability. Acceleration rate, brake use, an accelerometer on the chassis, and even the implement weight, all contribute to the control of the suspension. The driver can customise the suspension, choosing between 3 levels of ride control.

CAB SUSPENSION

The optional electro hydraulic Semi-Active Comfort Ride™ allows the cab and driver to be really isolated from the movements of the chassis. The actively controlled electro-hydraulic self leveling suspension has a sensor on the cab frame as well as monitoring acceleration and deceleration rates. 3 levels of ride can be selected to customise the suspension if required.



SEAT CHOICE

The comprehensive choice of seats available allows the driver to select the level of technology they require. The Auto Comfort™ seat includes a cooling moisture extraction system and multi stage heating.

EXPANSIVE

New, more space with increased visibility





NEW HORIZON™ ULTRA CAB

The original Horizon™ 4 pillar cab set new benchmarks in the industry when it was launched. This new Horizon™ Ultra cab design is all about space. Creating more space for the operator internally with an enlarged frame. More storage space with integrated and open areas and a clearer vision of the space around the tractor with more glass area and uncluttered surfaces.

+ 7.5%
cab volume

+ 11%
glass area

+ 33%
wider cab entry

+ 14%
larger door









IT'S THE DETAIL THAT COUNTS

Driver convenience is everywhere you look inside the Horizon™ Ultra cab.

EASE OF ACCESS

The wide steps, wide door threshold and in built grab handle make entering the cab simple and safe. Egress and ingress lighting can illuminate your path to and from the tractor at night.

STORAGE AREAS AND SOLUTIONS

Carry on luggage can be accommodated in the open area behind the seat, while a 20 litre cooled compartment is integrated beneath the passenger seat. A covered area is found behind the passenger seat, while on the right are open storage trays and a netted storage bin is located in the roof bezel.



MULTIPLE POWER LOCATIONS AND OPTIONS

The main connection panel, located in the right rear corner of the cab, contains ISOBUS, camera and power connectors. Multiple USB charging points, DC power output and additional power sockets are logically located around the cab. For example, by the foot throttle is a 12V output, to power the optional carryout cool box.

CLEAR SURFACES

Surfaces are smooth, de-cluttered and textured to accommodate easy cleaning.

ACCESSIBLE

New SideWinder™ Ultra armrest for ergonomic intuitive operation





HOLLAND

IntelliView™ 12 Display

PLM

5.0L 2400

Copyright © 2014 John Deere

NEW SIDEWINDER™ ULTRA ARMREST

The 25 year evolution of the SideWinder™ continues. The new SideWinder Ultra armrest with fully configurable controls delivers a true jump on and drive experience, thanks to sophisticated features that are easy and intuitive to access and use. Throttle, transmission, hydraulics, draft, autoguidance. Everything you need to control is intuitively selected and ready to deliver.

FULLY ADJUSTABLE POSITION

The SideWinder™ Ultra armrest can be adjusted to suit any driver. Two levers adjust both the height and fore-aft position for enhanced ergonomic operation, while the elbow pad has two positions depending on the task.

SIMPLE ONE PRESS ACCESS

Direct access to tractor control menus on the IntelliView™ I2 monitor come with dedicated short cut buttons. Nothing is easier or faster to make adjustments.

FULLY CUSTOMISABLE BUTTONS

Up to ten buttons, located in strategic positions around the armrest and on the CommandGrip™, can be personalised and configured to suit both the task in hand and the specific preferences of the operator. The buttons can even be assigned to control an ISOBUS implement.

COMMANDGRIP™ MULTI FUNCTION HANDLE

The CommandGrip incorporates a force base logic for controlling tractor speed on Auto Command™ models. The further its pushed the faster the rate of acceleration, simple but precise control.

Once the tractor speed is adjusted the CommandGrip returns to its most ergonomic position. Controls for headland turning, autoguidance engagement, remote valves, three point linkage and an emergency stop also feature.









LOGICALLY GROUPED CONTROLS

THREE POINT LINKAGE MOUSE

Control of the front and rear linkage under the palm of your hand.

MODULAR CHOICE

Choose an advanced joystick to control up to six remote valves, or two additional remote valve paddles, or a storage pocket.

ENGINE CONTROLS

Located and colour coded around the hand throttle are the Engine Speed Management controls. Set two engine speeds and then toggle between them using the CommandGrip™.

MAIN CONTROLS

In the centre of the SideWinder™ Ultra are key controls such as the four wheel drive and differential locks, work lights and short cut buttons to take you directly to any tractor setting screens.

CONFIGURABLE REMOTE LEVERS

A row of 5 finger tip operated remote valve levers are configurable to any valve on the tractor. Innovative LED colour coding clearly identifies the valve under control.

PTO CONTROLS

Grouped for safe and logical control.

THREE POINT LINKAGE LIMITS

Towards the rear on the right side of the armrest are the three point hitch limit settings and four configurable controls that can be assigned for example to a rear hydraulic top link. Controls are located to be easily adjusted while you're looking rearwards to the implement.



INTELLIGENCE

Efficiency-boosting PLM Intelligence™ managed
through the IntelliView™ I2 monitor





NEW PLM INTELLIGENCE™ AND NEW INTELLIVIEW™ I2 MONITOR

INTELLIGENT MONITORS FOR INTELLIGENT AGRICULTURE

The new IntelliView™ I2 monitor delivers a whole host of machine benefits at your fingertips. With Tablet like navigation the I2" model with its sleek, automotive 'dash' styling, intuitive display and modern design, will become the benchmark of the future.

FULLY CUSTOMISABLE SCREEN LAYOUT

Choose what you want to show on configurable areas of the screen. Set up Run screens depending upon the task and what you wish to monitor. Stretch and zoom in the field map displays.

INFOVIEW™ OR CENTREVIEW™ INSTRUMENT DISPLAY

Crystal clear display, either conventionally InfoView™ console mounted or CentreView™ mounted within the steering wheel for an unobstructed line of sight. All the key tractor information always clearly on show in front of the driver.

INTELLITURN™ END OF ROW TURNS

Automate the steering during a headland turn, intelligently selecting the optimum turnaround route to minimising time and headland compaction. IntelliTurn can also be combined with HTS II to further assist headland turns.

INTEGRATED LARGE SQUARE BALER CONTROL

Leveraging New Holland BigBaler technology and New Holland Tractor innovation the award-winning feature optimises the interaction between the T7 Long Wheelbase and baler to improve performance and operator comfort.

- Reduces cab movement
- Reduces engine speed variation
- Reduces fuel consumption over baling cycle

CAB MOVEMENT
SYSTEM OFF
SYSTEM ON



PTO SPEED
SYSTEM OFF
SYSTEM ON





ALL ROUND SMARTNESS

CUSTOMSTEER™ VARIABLE RATIO STEERING

To reduce the steering input when turning in the field or yard, CustomSteer can adjust the steering ratio, reducing the number of turns to obtain full lock. You can even set a different ratio in reverse for backing trailers.

HEADLAND TURN SEQUENCING II

The burden to multi task at a headland turn is eased with the HTS II control. Complete turns can be recorded live or created manually on the IntelliView™ 12 monitor. An edit function allows any fine tuning of the program if required.

SMART FENDER CONTROLS

For additional safety and convenience the rear fender controls can now include an engine Stop function, the ability to switch between stored engine speeds and a hydraulic control that's configurable to any service.

STARTER BUTTON AND IMMOBILISER

A remote key fob unlocks the tractor door as you approach, also turning on the cab lights at night. No need for a key, as long as the fob is within the cab just press the starter button to fire the T7 Long Wheelbase into life.

CAMERA MONITORING

Up to four cameras can be connected to the tractor, including a wireless camera option. This wireless option allows the driver to see the view from an off board camera, looking down from a harvester into your trailer while unloading for example.

For safe exit from enclosed areas a 170 degree nose camera lets the driver see if the coast is clear before moving. Safety first with the T7 Long Wheelbase with PLM Intelligence™.







FPT Industrial ECOBlue™ HI-eSCR 2 Stage V NEF
engine with up to 300hp

Increased tractive effort & carrying capacity





THE 6.7 LITRE FPT INDUSTRIAL NEF ENGINE

The FPT Industrial NEF engine features ECOBlue™ HI-eSCR 2 technology for Stage V compliance. It delivers up to a massive 300hp whilst maintaining impressive fuel efficiency, with maximum torque available at a mere 1300rpm.

EFFICIENT EMISSIONS

Management of exhaust emissions is taken care of outside of the engine's combustion chamber. With no internal gas recirculation nor diesel particulate filters, the engine is left to do what it does best. Produce as much power using the minimal amount of fuel.

RESPONSIVE PERFORMANCE

Variable geometry turbo technology, available on the T7.300 model, ensures responsive performance, by maintaining a maximum 1249Nm of torque across a 500rpm engine range. So when the load increases the T7 Long Wheelbase punches above its weight.

IMPRESSIVE COOLING

For uncompromised performance, the new T7.300 features a dedicated cooling system, packaged within the same engine hood to maintain the tractor's compact dimensions.

EXHAUST BRAKE ADDING STOPPING POWER

A feature typically found on a commercial vehicle, this T7 Long Wheelbase option can significantly raise the braking capacity available while descending gradients. On the T7.300 the variable pitch turbocharger is adjusted to generate more pressure, significantly increasing the braking effect.


INTELLIGENT TRAILER BRAKE SYSTEM

This award winning system will automatically apply any trailed implements pneumatic brakes when the tractor is decelerated by engine and transmission braking force alone. The tractor won't be pushed by a heavy loaded trailer for example, improving stability when slowing especially on low friction surfaces.






Sustainable Efficient Technology




ECOBUE

HI-eSCR2







THE TRANSMISSION OF POWER

Power is one thing, harnessing and transmitting that power efficiently is key to tractor performance. The latest T7 Long Wheelbase features a new front axle, upgrades to the rear axle and to the proven and efficient Auto Command™ CVT transmission and now available with the full powershift Power Command™ transmission.

4 RANGE AUTO COMMAND™ TRANSMISSION

Transferring the high torque of the engine to the ground is the job of Auto Command CVT. With seamless shifting between four mechanical ranges your working speed is always close to a mechanical drive point for the best efficiency.

FULL POWERSHIFT POWER COMMAND TRANSMISSION

A transmission alternative for customers predominantly carrying out field work. The robust transmission now comes with the proven Ground Speed Management II control. The operator simply selects a target working speed and the gear shifting is then automated, aiming to reduce the engine speed to a minimum to reduce fuel consumption.

4 SPEED REAR PTO

The T7 Long Wheelbase is a multi tasking tractor. For those lighter duties there is a 4 speed rear PTO where economy modes reduce noise, wear and fuel usage. Engine and transmission settings can be customised to dictate the degree of PTO speed variation allowable under load.

HIGH FLOW REMOTE VALVES

New electro hydraulic remote valves are capable delivering up to 140Lpm of oil through a single valve. Rapid trailer tipping ensures a faster return to the field.

LARGE DIAMETER TYRES

With tyres up to 2.05m diameter the T7 Long Wheelbase has little trouble transmitting all of its torque down to the ground and offering a large footprint for reduced soil compaction. An upgraded drive to the front axle adds durability with the greater tractive loads coming from the higher power and larger tyres.

HIGHER CARRYING CAPACITY

Optional on the T7.260 and T7.270, standard on the T7.300, new axles provide up to 12.5% greater carrying capacity, suited to larger implements or front end loaders. An option to increase the overall Gross Vehicle Weight is also available, adding engine side rails.



ENDURANCE

Longer up-time
Greater durability





50% LONGER SERVICE INTERVALS THAN COMPETITION

Thanks to HI-eSCR 2 technology, the T7 Long Wheelbase can operate with the industry leading service interval of 750 hours. Transmission service intervals are aligned to 1,500 hours.

IMPROVED FIELD AUTONOMY

The new 465 litre fuel tank is 18% larger to match the T7.300 performance and for a longer time between refuelling, meaning you spend more time in the field without the need to stop for refuelling.

LONG TERM DURABILITY

A key focus for the new T7 Long Wheelbase is to enhance its long term durability, reducing the overall cost of ownership. An example is that the new hydraulic and electrical systems have 30% less connections. Fewer connections mean less potential issues in the product life cycle.

ENHANCED SERVICE ROUTINE

The new T7 Long Wheelbase reduces the time and cost to carry out regular servicing not just by the long service intervals. All engine filters are easily accessed, the cab has just a single filter; it takes less hours to service. Less down time.









24 LED LIGHTS FOR 24-HOUR WORKING

The T7 has an impressive 45,600 lumens of lighting power available, but its not just more light bolted on. A pair of the rear cab corner lights are long range lights to pick out the extremity of a wide implement at night, while similar lights are positioned over the hood to illuminate down the field.

Two configurable memories can have any lights assigned to them to quickly switch light patterns, from left to right for example when along side a Combine or Forager.

LED ROAD LIGHTS

LED driving lights add clarity to the darkest road, either hood located or the high level option. Clever switching of the high and low beam can be assigned to a configurable button on the CommandGrip™ multi function handle leaving the driver to keep focus on the road.



REVERSING LIGHTS

Thinking of safety again, the rear fender worklights double up as reversing lights, automatically illuminating when reverse is selected.

DUSK SENSOR

A sensor will automatically turn on the tractor's road lights as darkness falls.

ASSISTANCE

Uptime Support and Control Room





ASSISTANCE ➡



Complete peace of mind, our goal is to provide support services to maximise your machine's profitability and your satisfaction. We offer repair, parts and maintenance to enhance performance and provide solutions tailored to your needs.



Top Service has been created to provide the highest level of personal care all year round and it is there for everyone: from a new customer wishing to find out more about New Holland and our product offering, to our existing customers wishing to share their experiences with us. We also call our customers to check satisfaction of our service for continuous improvement.





Using data from FieldOps™, skilled technicians analyse specific triggers in the cloud to implement solutions as required. If an issue is identified, the system proactively sends an alert to dealers with the corrective action. Then dealers can prepare in-field or remote assistance and in addition New Holland can support the process to find the quickest solution. That's New Holland's commitment to its customers.



ASSISTANCE➡



Minimum downtime, maximum resale value. Your machine is always in top condition, with professional support and high quality genuine parts you maintain the value of your equipment over time.



Uptime Warranty is the New Holland Extended Warranty program under the same conditions as the Base Warranty. Maximum control over operating costs, maximum improvement of the uptime, repairs completed by authorized New Holland Dealers using New Holland genuine parts, higher re-sale value of your machine are some of the key benefits. Please ask your Dealer for more details and for a tailored Uptime Warranty offer*.

** Refer to Uptime Warranty detailed terms and conditions at your Dealer*





The priority assistance service for New Holland machines. A dedicated team operates around the clock to manage the requests, which can be activated through the MyNew Holland™ app and the Top Service toll free number. New Holland and the Dealer network will do all possible to provide support, checking many options to get our customers back on the move as quickly as possible and the request will be followed up until the machine is fully repaired. The team relies on a Priority Parts process and dedicated service team, to reach a fast resolution. The service is able to solve more than 80% of breakdowns in less than 48 hours, this is our commitment to our customers!



GENUINE PARTS

New Holland knows how important it is to minimise machine downtime and get back quickly to your farming. New Holland parts logistics is organized in order to ensure error-free and rapid parts distribution. An efficient integrated stock management system allow to our six strategically positioned European Depots excellent performance 24/7.



FieldOps™ telematics

FIELDOPS™, CONNECTIVITY INCLUDED AS STANDARD

FieldOps™ enables you to connect to your T7 Long Wheelbase from the comfort of your office through the utilization of the mobile network. You can stay in touch with your machines at all times, and you can even send and receive real-time information that saves time and enhances productivity. The FieldOps™ package offers full machine monitoring and control. In short, FieldOps™ will help you to reduce your fuel bills and improve fleet management and security in one simple package.

ADVANCED SUPPORT

When you're operating a tractor that measures productivity and precision in seconds and millimeters, you have no patience for "downtime". With FieldOps™ you can stay in touch with your machines at all times, from anywhere. We have incorporated remote connectivity to provide New Holland Remote Assistance, advanced diagnostics, IntelliView™ Connect remote Display Viewing and software updates.

CUSTOMER-TO-VEHICLE CONNECTIVITY

Allows you to run your farm business from the cab, the farm office or the other side of the world.

DEALER-TO-VEHICLE CONNECTIVITY

Helps you minimize downtime with proactive support, remote monitoring and diagnostics and in-field software updates.

ADVISOR-TO-VEHICLE CONNECTIVITY

Let's you stay in touch with, agronomists and other experts to improve decision-making on the move.

Customer Data

Dealer Data

3rd party (customer granted access)

Cross platform Data sharing







TELEMATICS

FieldOps™ is New Holland's all-in-one farm data management mobile and web app. It houses all your machine health and agronomic data in one place, giving you one easy-to-use platform for all your machines and fields. Monitor your entire operation in real-time, maximising every minute to be more efficient.

REAL TIME DATA RECORDING AND SHARING

The Farm tab on the FieldOps™ portal is where you can analyse all field data. This information is recorded in real time by your tractor during operation and can be transferred using a USB stick as standard. Users of the FieldOps™ package will be able to transfer this data wirelessly via file transfer to enable seamless analysis of field operations.

FIELDOPS™ DIGITAL FARMING

The FieldOps™ portal and app enable you to register and manage your equipment, access dedicated documents, training and services, and on-hand support, including Uptime Support, in one place. With FieldOps™ you can access the FieldOps™ Telematics portal for real-time fleet and machine visibility, analyse agronomic data through file sharing, together with productivity boosting services. As part of the Telematics package, the FieldOps™ allows for remotes screen viewing.





T7 Models		T7.230	T7.245	T7.260	T7.270	T7.300
New Holland engine*		Nef	Nef	Nef	Nef	Nef
No. of cylinders / Aspiration / Valves			6 / T / 4		6 / WT / 4	6 / eVGT / 4
Stage V ECOBlue™ HI-eSCR 2 system (Selective Catalytic Reduction)		●	●	●	●	●
Approved for HVO / Biodiesel blend**				● / B7		
Capacity (cm³)				6728		
Max. horsepower - ISO TR14396 - ECE R120 [kW/hp(CV)]		147/200	162/220	177/240	191/260	205/280
Max. EPM horsepower - ISO TR14396 - ECE R120 [kW/hp(CV)]		165/225	180/245	191/260	198/270	222/300
Rated engine speed (rpm)				2200		
Max. EPM torque - ISO TR14396 (Nm@rpm)		940@1500	1035@1500	1100@1500	1160@1500	1249@1300
Reversible fan				○		
Exhaust brake				○		
Diesel tank capacity (Litres)				465		
AdBlue tank capacity (Litres)				54		
Service interval (hours)				750		
Auto Command™ Continuously Variable Transmission						
Preset and Custom transmission aggressiveness settings				●		
Active StopStart function				●		
Force base propulsion control				●		
Auto Command™ Continuously Variable Transmission (40kph ECO)				●		
Min. speed / Max. speed (kph)				0.03 / 40 @ 1300rpm		
Auto Command™ Continuously Variable Transmission (50kph ECO)				○		
Min. speed / Max. speed (kph)				0.03 / 50 @ 1600rpm		
Power Command™ full powershift transmission						
Powershuttle lever with aggressiveness setting				●		-
Ground Speed Management II auto transmission function				●		-
Power Command™ full powershift (40kph)				○		-
Number of gears / with Creeper (F×R)				18x6 / 28x12		-
Min. speed / Min. speed with Creeper (kph)				1.98 / 0.33		-
Power Command™ full powershift (40kph ECO or 50kph)				○		-
Number of gears / with Creeper (F×R)				19x6 / 29x12		-
Min. speed / Min. speed with Creeper (kph)		1.98 / 0.33	1.98 / 0.35	1.98 / 0.36	1.98 / 0.36	-
Axles						
4WD front axle (Standard/ High Capacity***)				● / ○		- / ●
Terraglide™ front axle suspension				●		
Steering angle (°)				55		
CustomSteer™ system				○		
Rear axle (Standard/ High Capacity***)		● / -			- / ●	- / ●
Turning radius (mm)				6100		
Hydraulics						
Closed Centre Load Sensing (CCLS)				●		
Power Command - Main pump flow Standard / MegaFlow™ option				120 / 150		
Auto Command - Main pump flow Standard / MegaFlow™ option				150 / 170		
Remote valves						
Max. no. rear valves (140lpm max. flow per valve)				5		
Advanced configurable joystick control				○		
Max. no. mid mount valves				3		
Customisable remote configuration				●		
Linkage						
Max. lift capacity at ball ends (kg)				10464		
Front linkage max. lift capacity at ball ends (kg)				5925		
Linkage stabilisers - Threaded / Auto / Hydraulic				● / ○ / ○		
PTO						
Rear PTO engine speed at 540 / 540E / 1000 / 1000E (rpm)			1931 / 1598 / 1912 / 1583			1931 / 1598 / 1912 / 1584
Auto PTO management				●		
Front PTO (1000rpm)				○		
Brakes						
Hydraulic Trailer Brakes				○		
Pneumatic Trailer Braking system				○		
Intelligent Trailer Brake system***				○		

T7 Models	T7.230	T7.245	T7.260	T7.270	T7.300
Cab					
Four pillar 360° Horizon™ Ultra cab with FOPS - OECD code I0 level I			●		
Horizon™ Ultra cab category level - EN I5695			2		
Cab noise level - 77/31 IEEC [dB(A)]			66		
Heated front and rear windscreen			○		
Roof LED light packs - standard / option			8 / 14		
Belt and Hood lighting packs - standard / option			4 / 8 / 10		
LED road driving lights			○		
Cab suspension - Comfort Ride™ / Semi active Comfort Ride™***			● / ○		
Comfort seat			●		
Dynamic Comfort™ heated seat, carpet, leather steering wheel			○		
Auto Comfort™ Active Climate Control, carpet, leather steering wheel			○		
Blue Power Package: Metallic Blue and Silver paint, branded seats and carpet***			○		
Instructors seat with seat belt			●		
170° front hood mounted and cab pillar rear facing cameras			○		
Wireless camera			○		
Front wiper swept angle 120° / 240°			● / ○		
Electronic adjustable heated mirrors with wide angle lens			●		
Electrically extendable mirror arms			○		
Remote locking and immobiliser			○		
Push button engine start/stop			○		
Auto climate control with zone Control			●		
Integrated cab storage solutions			●		
Cooled compartment			○		
DAB Radio with Bluetooth and integrated phone microphone			○		
Standard power ports / Optional AC power outlet and additional USB			● / ○		
Fender external controls Remote valve / Engine control functions			○ / ○		
External air line connection (pneumatic brakes required)			○		
High capacity air compressor (pneumatic brakes required)			○		
Large portable coolbox (Dealer installed)			○		
LED beacons (1 / 2)			○		
PLM Intelligence™ system					
SideWinder™ Ultra armrest			●		
CommandGrip™ handle			●		
IntelliView™ 12 colour monitor			●		
IntelliSteer® guidance ready			●		
PLM® Cygnus receiver (PLM 1, PLM 2, PLM 3 & PLM RTK / PLM RTK+)			○		
Headland Turn Sequencing HTS / HTS II with GPS trigger			● / ○		
IntelliTurn™ with Headland Turn Sequencing II (HTS II) system			○		
ISOBUS II / III and TIM			● / ○		
IntelliField™ boundary, map & guidance line data inter-vehicle sharing			○		
FieldOps™ (Connectivity Included)			●		
Uptime Solutions – Training & Support Systems					
New Holland Remote Assistance (1 st year subscription free)			●		
IntelliView™ Connect remote display			●		
New Holland Breakdown Assist			●		
Weights					
Unballasted weights (kg)	8000 / 8400			8000 / 8900	
Max. permissible weight (kg)	14400			15000	

● Standard ○ Optional – Not available * Developed by FPT Industrial ** Biodiesel blend must fully comply with the latest fuel specification EN14214:2009 and operation is in accordance with operator manual guidelines *** Auto Command only

Dimensions

T7.230 - T7.300

Maximum Rear Tyre Size	710/70R38	710/70R38	710/70R42	710/70R42	710/70R42
Maximum overall length inc. front and rear linkage (mm)	5517			5594	
Minimum width [^] (mm)			2550		
Height at centre of rear axle to top of cab (mm)			2339		
Tyre loaded radius [^] (mm)			870		
Wheelbase (mm)			2884		

[^] Guideline only, refer to tyre manufacturers data



www.newholland.com/uk - www.newholland.com/ie

