

**NEW T7 HEAVY DUTY**  
WITH PLM INTELLIGENCE™

**PLM**  
NEW HOLLAND INTELLIGENCE

**THE POWER  
OF INTELLIGENCE.**



 **NEW HOLLAND**



# DESIGNED FOR YOU BY YOU

After talking to customers from a variety of farming backgrounds and from many markets the new T7 Heavy Duty with PLM Intelligence™ tractor is designed to meet today's industry requirements. From its ease of use, compact dimensions, to the precision farming interface, and the extensive options list, whatever your work, the new T7 Heavy Duty will step up.





## WELCOME TO THE WORLD OF INTELLIGENT FARMING WITH THE NEW T7 HEAVY DUTY WITH PLM INTELLIGENCE™ TECHNOLOGY


The new T7 Heavy Duty with PLM Intelligence™ tractor series builds on the legacy of its acclaimed T7 tractor family, expanding and reinforcing all the critical areas that determine the success of modern agricultural operations, to deliver the all-round top performance and comfort levels demanded by today's largest contractors and arable farmers.

<b>OPERATE</b> QUIETER	p.04
<b>SEE</b> WIDER	p.10
<b>MOVE</b> QUICKER	p.16
<b>THINK</b> SMARTER	p.22
<b>FEEL EVEN</b> STRONGER	p.28
<b>WORK</b> LONGER	p.34
<b>REACT</b> FASTER	p.40
<b>CONNECT</b> QUICKER	p.46



# OPERATE QUIETER

At just 66dB(A), welcome to the quietest tractor cab









# OPERATE QUIETER

## NEW HORIZON™ ULTRA CAB ENVIRONMENT

The new Horizon™ Ultra cab has not become the quietest tractor cab in the industry by accident. From the start of the project protecting the driver from the external environment was centre of our engineers attention.

### NOISE

66dB(A) is an impressive value made possible by the new robotically welded cab frame and how it's isolated from the tractor's driveline. Noise quality has also been targeted resulting in upgrades to transmission components.

### CLIMATE

Providing the operator with a climate control system with the ability to cope with rapid cool down requests resulted in a new system with a 35% increase in capacity. Combine this with a 30% increase in airflow, additional outlets and a solar load sensor; your comfort is ensured. Effortlessly controlled from the SideWinder™ Ultra armrest and with multiple zones directing air around the cab.

### ENTERTAINMENT

With the exceptionally low noise level the driver can make the most of listening to media through a 4 speaker audio system. Fully controlled either on the IntelliView™ I2 or by the SideWinder™ Ultra armrest. The optional Sub woofer adds that extra power while the inbuilt handsfree and Bluetooth can handle the phone calls.









**OPERATE** QUIETER







## CLIMATE CONTROL

Twin blower fans can deliver up to 650m<sup>3</sup> of air for very rapid cool down times, while 5 selectable zones allows the air to be directed around the driver. All controlled from the armrest keypad or IntelliView™ 12 monitor. Heated mirrors, front and rear screens can be all linked to the single demist button.

## MEDIA

The DAB radio can stream media from a tablet or phone over Bluetooth and also relays your telephone calls. A media keypad area on the armrest provide full control of connected devices.

## FRONT AXLE SUSPENSION

The Terraglide™ saddle type suspension with 3 levels of ride control absorbs the shocks while providing precise steering control for road haulage tasks.

## VIBRATION AND CAB SUSPENSION

Choose between the standard mechanical Comfort Ride™ or the new Semi Active Comfort Ride™ cab suspension. The option controls cab movement when braking or accelerating, cab roll is controlled and 3 levels of ride can be selected. Cab and driver are really isolated from vibrations, decoupled from the rest of the tractor.

## SEAT CHOICE

The comprehensive choice of seats available allows the driver to select the level of technology they require. The Auto Comfort™ seat includes a cooling moisture extraction system and multi stage heating.





# SEE WIDER

New, more space with increased visibility









## NEW HORIZON™ ULTRA CAB

The original Horizon™ 4 pillar cab set new benchmarks in the industry when it was launched. This new Horizon™ Ultra cab design is all about space. Creating more space for the operator internally with an enlarged frame. More storage space with integrated and open areas and a clearer vision of the space around the tractor with more glass area and uncluttered surfaces.

+ 7.5%  
cab volume

+ 11%  
glass area

+ 33%  
wider cab entry

+ 14%  
larger door

It's not just a larger physical cab, the feeling of space is enhanced by clever design of the frame and cab trim:

- Wheel arches are lowered to make the cab feel more open
- The front screen has a curved upper beam to enhance the forward view
- At the rear the window is lengthened for an even better view of the implement
- The driver's head is further away from the front and rear screens
- Storage areas are integrated, there's nothing encroaching into the driver's space
- Cab trim is smooth and uncluttered, there's no exposed fixings. Very automotive









SEE WIDER







## IT'S THE DETAIL THAT COUNTS

Driver convenience is everywhere you look inside the Horizon™ Ultra cab.

### EASE OF ACCESS

The wide steps, wide door threshold and in built grab handle make entering the cab simple and safe. Egress and ingress lighting can illuminate your path to and from the tractor at night.



### STORAGE AREAS AND SOLUTIONS

Carry on luggage can be accommodated in the open area behind the seat, while a 20-litre cooled compartment is integrated beneath the passenger seat. A covered area is found behind the passenger seat, while on the right are open storage trays and a netted storage bin is located in the roof bezel.

### MULTIPLE POWER LOCATIONS AND OPTIONS

The main connection panel, located in the right rear corner of the cab, contains ISOBUS, camera and power connectors. Multiple USB charging points, DC power output and additional power sockets are logically located around the cab. For example, by the foot throttle is a 12V output, to power the optional carryout cool box.

### CLEAR SURFACES

Surfaces are smooth, de-cluttered and textured to accommodate easy cleaning.





# MOVE QUICKER

New SideWinder™ Ultra armrest for ergonomic intuitive operation









## NEW SIDEWINDER™ ULTRA ARMREST

The 25 year evolution of the SideWinder™ continues. The new SideWinder Ultra armrest with fully configurable controls delivers a true jump on and drive experience, thanks to sophisticated features that are easy and intuitive to access and use. Throttle, transmission, hydraulics, draft, autoguidance. Everything you need to control is intuitively selected and ready to deliver.

### FULLY ADJUSTABLE POSITION

The SideWinder™ Ultra armrest can be adjusted to suit any driver. Two levers adjust both the height and fore-aft position for enhanced ergonomic operation, whilst the elbow pad has two positions depending on the task.

### SIMPLE ONE PRESS ACCESS

Direct access to tractor control menus on the IntelliView™ 12 monitor come with dedicated short cut buttons. Nothing is easier or faster to make adjustments.

### FULLY CUSTOMISABLE BUTTONS

Up to ten buttons, located in strategic positions around the armrest and on the CommandGrip™, can be personalised and configured to suit both the task in hand and the specific preferences of the operator. The buttons can even be assigned to control an ISOBUS implement.

### COMMANDGRIP™ MULTI FUNCTION HANDLE

The CommandGrip incorporates a force base logic for controlling tractor speed. The further its pushed the faster the rate of acceleration, simple but precise control. Once the tractor speed is adjusted the CommandGrip returns to its most ergonomic position. Controls for headland turning, autoguidance engagement, remote valves, three point linkage and an emergency stop also feature.









**MOVE** QUICKER







## LOGICALLY GROUPED CONTROLS

### THREE POINT LINKAGE MOUSE

Control of the front and rear linkage under the palm of your hand.

### THREE POINT LINKAGE LIMITS

Towards the rear on the right side of the armrest are the three point hitch limit settings and four configurable controls that can be assigned for example to a rear hydraulic top link. Controls located to be easily adjusted while you're looking rearwards to the implement.

### MODULAR CHOICE

Choose an advanced joystick to control up to six remote valves, or two additional remote valve paddles, or a storage pocket.

### ENGINE CONTROLS

Located and colour coded around the hand throttle are the Engine Speed Management controls. Set two engine speeds and then toggle between them using the CommandGrip™.

### MAIN CONTROLS

In the centre of the SideWinder™ Ultra are key controls such as the four wheel drive and differential locks, work lights and short cut buttons to take you directly to any tractor setting screens.

### CONFIGURABLE REMOTE LEVERS

A row of 5 finger tip operated remote valve levers are configurable to any valve on the tractor. Innovative LED colour coding clearly identifies the valve under control.

### PTO CONTROLS

Grouped for safe and logical control.

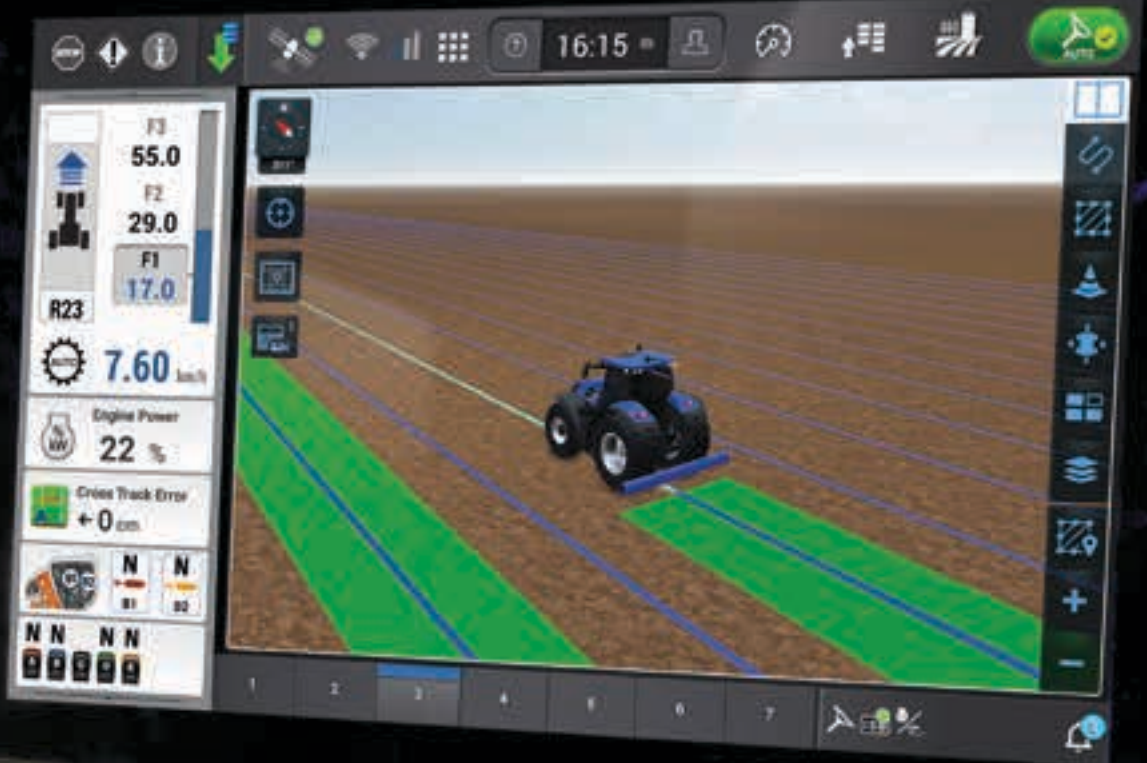


# THINK SMARTER

Efficiency-boosting PLM Intelligence™ managed  
through the IntelliView™ I2 monitor







## **NEW PLM INTELLIGENCE™ AND NEW INTELLIVIEW™ I2 MONITOR**

### **INTELLIGENT MONITORS FOR INTELLIGENT AGRICULTURE**

The new IntelliView™ I2 monitor delivers a whole host of machine benefits at your fingertips. With Tablet like navigation the I2" model with its sleek, automotive 'dash' styling, intuitive display and modern design, will become the benchmark of the future.

### **FULLY CUSTOMISABLE SCREEN LAYOUT**

Choose what you want to show on configurable areas of the screen. Set up Run screens depending upon the task and what you wish to monitor. Stretch and zoom in the field map displays.

### **INFOVIEW™ OR CENTREVIEW™ INSTRUMENT DISPLAY**

Crystal clear display, either conventionally InfoView™ console mounted or CentreView™ mounted within the steering wheel for an unobstructed line of sight. All the key tractor information always clearly on show in front of the driver.

### **INTELLITURN™ END OF ROW TURNS**

Automate the steering during a headland turn, intelligently selecting the optimum turnaround route to minimising time and headland compaction. IntelliTurn can also be combined with HTS II to further assist headland turns.

### **ADVANCED ISOBUS TASK CONTROLLER SYSTEM**

Advanced ISOBUS Task Controller system uses the IntelliView™ I2 monitor to fine tune inputs and manage section and rate control of sprayers and seeding equipment. This prevents overlaps, controls dosing and seed rates to optimise inputs to maximise outputs.







## ALL ROUND SMARTNESS

### CUSTOMSTEER™ VARIABLE RATIO STEERING

To reduce the steering input when turning in the field or yard, CustomSteer can adjust the steering ratio, reducing the number of turns to obtain full lock. You can even set a different ratio in reverse for backing trailers.

### HEADLAND TURN SEQUENCING II

The burden to multi task at a headland turn is eased with the HTS II control. Complete turns can be recorded live or created manually on the IntelliView™ 12 monitor. An edit function allows any fine tuning of the program if required. Playback can be manually started or triggered automatically using GPS and the headland boundary.

### SMART FENDER CONTROLS

For additional safety and convenience the rear fender controls can now include an engine Stop function, the ability to switch between stored engine speeds and a hydraulic control that's configurable to any service.

### STARTER BUTTON AND IMMOBILIZER

A remote key fob unlocks the tractor door as you approach, also turning on the cab lights at night. No need for a key, as long as the fob is within the cab just press the starter button to fire the T7 Heavy Duty into life.

### CAMERA MONITORING


Up to four cameras can be connected to the tractor, including a wireless camera option. For safe exit from enclosed areas a 170 degree nose camera lets the driver see if the coast is clear before moving. Safety first with the T7 Heavy Duty with PLM Intelligence™.

### INTEGRATED LARGE SQUARE BALER CONTROL

This new patented feature makes the T7 HD and a large square baler work as one. The system controls the tractor's suspension and engine to reduce cab movement and engine speed variation as the baler's plunger compresses the crop. The result reduces driver stress by reducing cab pitching and improves efficiency, reducing fuel consumption through the baling cycle.

### TRACTOR IMPLEMENT MANAGEMENT

The new Tractor Implement Management (TIM) solution works in link with the ISOBUS Class 3. The combination of these two solutions allows the data transfer to and from the implement to improve productivity.







**CAB MOVEMENT  
SYSTEM OFF  
SYSTEM ON**



**PTO SPEED  
SYSTEM OFF  
SYSTEM ON**






# FEEL EVEN STRONGER

FPT Industrial ECOBlue™ HI-eSCR 2 Stage V NEF engine  
with up to 340hp









# FEEL EVEN STRONGER

## THE 6.7 LITRE FPT INDUSTRIAL NEF ENGINE

The FPT Industrial NEF engine features ECOBlue™ HI-eSCR 2 technology for Stage V compliance. It delivers up to a massive 340hp whilst maintaining impressive fuel efficiency, with maximum torque available at a mere 1400rpm.

### EFFICIENT EMISSIONS

Management of exhaust emissions is taken care of outside of the engine's combustion chamber. With no internal gas recirculation nor diesel particulate filters, the engine is left to do what it does best. Produce as much power using the minimal amount of fuel.

### RESPONSIVE PERFORMANCE

Variable geometry turbo technology ensures responsive performance, by maintaining a maximum 1398Nm of torque across a 500rpm engine range. So when load increases the T7 Heavy Duty punches above its weight.

### REVERSIBLE FAN FOR FAST CLEANING

The pitch of the fan can be reversed to clean the radiator and grille during the working day.

### EXHAUST BRAKE ADDING STOPPING POWER

A feature typically found on a commercial vehicle, this T7 Heavy Duty option can significantly raise the braking capacity available while descending gradients.

### INTELLIGENT TRAILER BRAKE SYSTEM


This award winning system will automatically apply any trailed implements pneumatic brakes when the tractor is decelerated by engine and transmission braking force alone. The tractor won't be pushed by a heavy loaded trailer for example, improving stability when slowing especially on low friction surfaces.







*Sustainable Efficient Technology*



**ECOBUE**

**HI-eSCR2**






**FEEL EVEN** STRONGER







## THE TRANSMISSION OF POWER

Power is one thing, harnessing and transmitting that power efficiently is key to tractor performance.

### 4 RANGE AUTO COMMAND™ TRANSMISSION

Transferring the high torque of the engine to the ground is the job of Auto Command CVT. With seamless shifting between four mechanical ranges your working speed is always close to a mechanical drive point for the best efficiency.

### 4 SPEED REAR PTO AND 2 SPEED FRONT PTO

The T7 Heavy Duty is a multi tasking tractor. For those lighter duties the front and rear PTO systems feature economy speeds providing the ability to further reduce fuel usage.

### MEGAFLOW™ 220 LITRES OF OIL FLOW

Available with a torrential oil flow of 220lpm this provides the potential to deliver the flow required by an implement at a lower engine speed. Another fuel saving feature.

### LARGE DIAMETER TYRES

With tyres up to 2.15m diameter the T7 Heavy Duty has little trouble transmitting all of its torque down to the ground and offering a large footprint for reduced soil compaction.

### 17200KG MAXIMUM GVW

The innovative engine sump design is the structural back bone of the T7 Heavy Duty, it provides the ability for the GVW to be an impressive 17.2 tonnes for a large payload.





# WORK LONGER

Best-in-class 630l fuel tank, 750-hour service intervals,  
up to 24 LED lights









**WORK** LONGER







### **50% LONGER SERVICE INTERVALS THAN COMPETITION**

Thanks to HI-eSCR 2 technology, the T7 Heavy Duty can operate with the industry leading service interval of 750 hours. Transmission service intervals are aligned to 1,500 hours.

### **BEST-IN-CLASS FIELD AUTONOMY**

The 630 litre fuel tank provides a 46% longer time between refuelling compared to a competitor, meaning you spend more time in the field without the need to stop for refuelling.

### **ENHANCED SERVICE ROUTINE**

The new T7 Heavy Duty reduces the time and cost to carry out regular servicing not just by the long service intervals. All engine filters are easily accessed, the cab has just a single filter, it takes less hours to service. Less down time.





**WORK** LONGER







## 24 LED LIGHTS FOR 24-HOUR WORKING

The T7 Heavy Duty has an impressive 45,600 lumens of lighting power available, but its not just more light bolted on. A pair of the rear cab corner lights are long range lights to pick out the extremity of a wide implement at night, while similar lights are positioned over the hood to illuminate down the field.

Two configurable memories can have any lights assigned to them to quickly switch light patterns, from left to right for example when alongside a Combine or Forager.

## LED ROAD LIGHTS

LED driving lights add clarity to the darkest road, either hood located or the high level option. Clever switching of the high and low beam can be assigned to a configurable button on the CommandGrip™ multi function handle leaving the driver to keep focus on the road.



## REVERSING LIGHTS

Putting safety first, the rear fender worklights double up as reversing lights, automatically illuminating when reverse is selected.

## DUSK SENSOR

A sensor will automatically turn on the tractor's road lights as darkness falls.



# REACT FASTER

Uptime Support and Control Room









# REACT FASTER



Complete peace of mind, our goal is to provide support services to maximise your machine's profitability and your satisfaction. We offer repair, parts and maintenance to enhance performance and provide solutions tailored to your needs.



Top Service has been created to provide the highest level of personal care all year round and it is there for everyone: from a new customer wishing to find out more about New Holland and our product offering, to our existing customers wishing to share their experiences with us. We also call our customers to check satisfaction of our service for continuous improvement.







Using data from FieldOps™, skilled technicians analyse specific triggers in the cloud to implement solutions as required. If an issue is identified, the system proactively sends an alert to dealers with the corrective action. Then dealers can prepare in-field or remote assistance and in addition New Holland can support the process to find the quickest solution. That's New Holland's commitment to its customers.





# REACT FASTER



Minimum downtime, maximum resale value. Your machine is always in top condition, with professional support and high quality genuine parts you maintain the value of your equipment over time.



Uptime Warranty is the New Holland Extended Warranty program under the same conditions as the Base Warranty. Maximum control over operating costs, maximum improvement of the uptime, repairs completed by authorized New Holland Dealers using New Holland genuine parts, higher re-sale value of your machine are some of the key benefits. Please ask your Dealer for more details and for a tailored Uptime Warranty offer\*.

*\* Refer to Uptime Warranty detailed terms and conditions at your Dealer*







New Holland knows how important it is to minimise machine downtime and get back running in the field. New Holland parts logistics is organised in order to ensure error-free and rapid parts distribution. An efficient integrated stock management system allows our six strategically positioned European Depots to provide excellent performance 24/7.



# CONNECT QUICKER

FieldOps™ telematics

## FIELDOPS™, CONNECTIVITY INCLUDED AS STANDARD

FieldOps™ enables you to connect to your T7 Heavy Duty from the comfort of your office through the utilization of the mobile network. You can stay in touch with your machines at all times, and you can even send and receive real-time information that saves time and enhances productivity. The FieldOps™ package offers full machine monitoring and control. In short, FieldOps™ will help you to reduce your fuel bills and improve fleet management and security in one simple package.

## ADVANCED SUPPORT

When you're operating a tractor that measures productivity and precision in seconds and millimeters, you have no patience for "downtime". With FieldOps™ you can stay in touch with your machines at all times, from anywhere. We have incorporated remote connectivity to provide New Holland Remote Assistance, advanced diagnostics, IntelliView™ Connect remote Display Viewing and software updates.

## CUSTOMER-TO-VEHICLE CONNECTIVITY

Allows you to run your farm business from the cab, the farm office or the other side of the world.

## DEALER-TO-VEHICLE CONNECTIVITY

Helps you minimize downtime with proactive support, remote monitoring and diagnostics and in-field software updates.

## ADVISOR-TO-VEHICLE CONNECTIVITY

Let's you stay in touch with, agronomists and other experts to improve decision-making on the move.

-----  
Customer Data

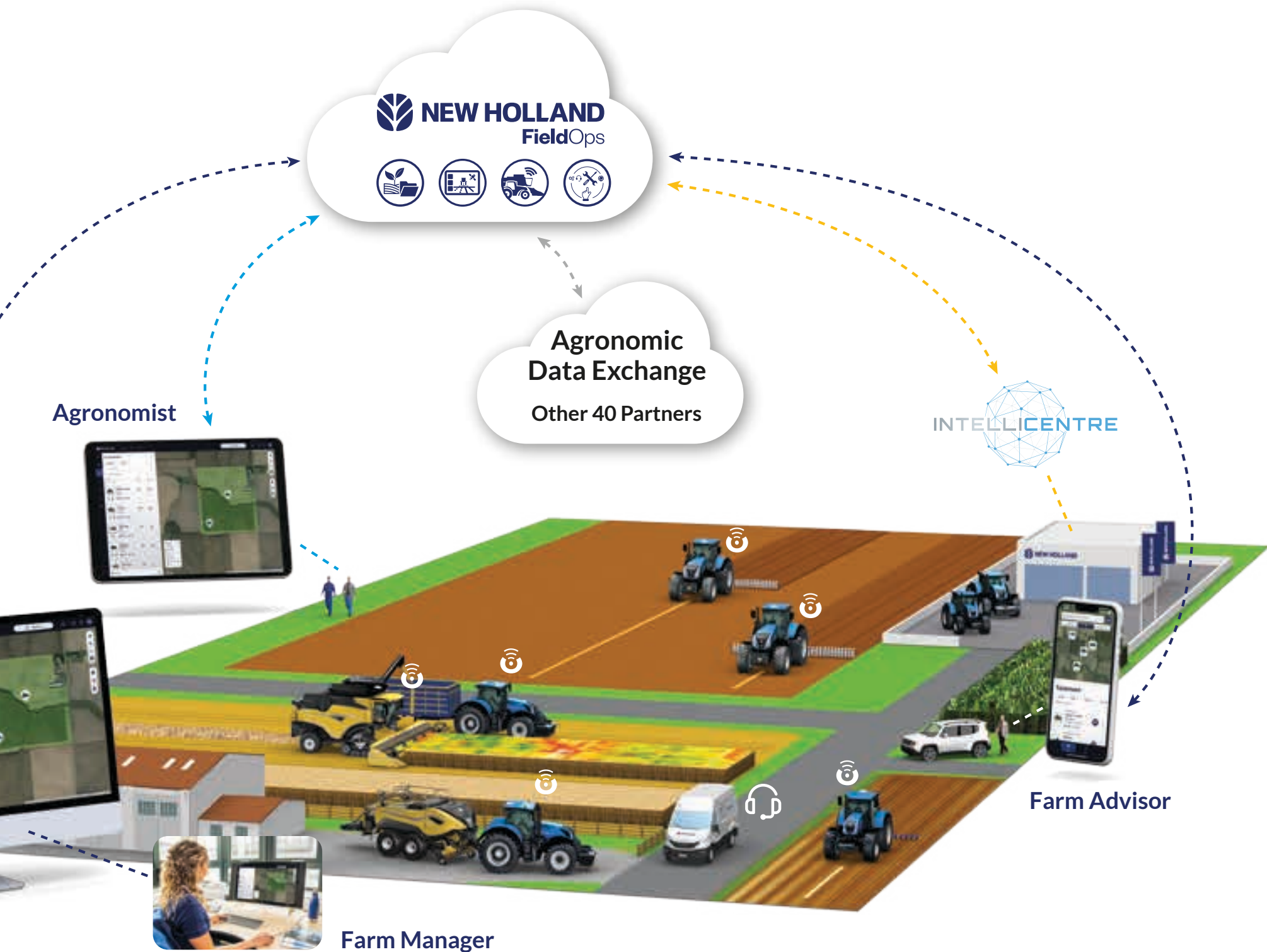
-----  
Dealer Data

-----  
3rd party (customer granted access)

-----  
Cross platform Data sharing









# CONNECT QUICKER



## TELEMATICS

FieldOps™ enables you to connect to your T7 Heavy Duty from the comfort of your office via the mobile phone network. Keep in touch with your machines at all times, and even send and receive real-time information that saves time and enhances productivity. FieldOps™ offers full machine monitoring and control. In short, FieldOps™ will help cut your fuel bills and improve fleet management and security in one simple package.

## REAL TIME DATA RECORDING AND SHARING

The Farm tab on the FieldOps™ portal is where you can analyse all field data. This information is recorded in real time by your tractor during operation and can be transferred using a USB stick as standard. Users of the FieldOps™ package will be able to transfer this data wirelessly via file transfer to enable seamless analysis of field operations.

## FIELDOPS™ DIGITAL FARMING

The FieldOps™ portal and app enable you to register and manage your equipment, access dedicated documents, training and services, and on-hand support, including Uptime Support, in one place. With FieldOps™ you can access the FieldOps™ Telematics portal for real-time fleet and machine visibility, analyse agronomic data through file sharing, together with productivity boosting services. As part of the Telematics package, the FieldOps™ allows for remote screen viewing.









## T7 Heavy Duty Models

### T7.290 HD

### T7.315 HD

### T7.340 HD

New Holland engine*		Nef	Nef	Nef
No. of cylinders / Aspiration / Valves		6 / eVGT / 4	6 / eVGT / 4	6 / eVGT / 4
Compliant with engine emissions regulations		Stage V	Stage V	Stage V
ECOBlue™ Hi-eSCR 2 system (Selective Catalytic Reduction)		●	●	●
Approved biodiesel blend**		B7	B7	B7
Capacity	(cm³)	6728	6728	6728
Max. horsepower - ISO TR14396- ECE R120	[kW/hp(CV)]	212/288	230/313	250/340
Rated horsepower - ISO TR14396- ECE R120	[kW/hp(CV)]	199/270	221/300	250/340
Rated engine speed	(rpm)	2100	2100	2100
Max. torque ISO TR14396	(Nm)	1194 @ 1400rpm	1282 @ 1400rpm	1398 @ 1400rpm
Torque rise	(%)	32	28	23
Variable Pitch and Reversible fan		○	○	○
Exhaust brake		○	○	○
Diesel tank capacity Standard	(Litres)	630	630	630
AdBlue tank capacity	(Litres)	96	96	96
Service interval	(hours)	750	750	750
Auto Command™ Continuously Variable Transmission				
Preset and Custom transmission aggressiveness settings		●	●	●
Active StopStart function		●	●	●
Force base propulsion control		●	●	●
Auto Command™ Continuously Variable Transmission (40kph ECO)		●	●	●
Min. speed / Max. speed	(kph)	0.03 / 40 @ 1300rpm	0.03 / 40 @ 1300rpm	0.03 / 40 @ 1300rpm
Auto Command™ Continuously Variable Transmission (50kph ECO)		○	○	○
Min. speed / Max. speed	(kph)	0.03 / 50 @ 1600rpm	0.03 / 50 @ 1600rpm	0.03 / 50 @ 1600rpm
Axles				
Terraglide™ front axle suspension		●	●	●
Steering angle	(°)	55	55	55
Terralock™ functions (Auto Diff. lock / Auto 4WD)		●	●	●
CustomSteer™ system		○	○	○
Bar rear axle		○	○	○
Turning radius with Terraglide™ suspension front axle	(mm)	5700	5700	5700
Hydraulics				
Closed Centre Load Sensing (CCLS)		●	●	●
Main pump flow Standard / MegaFlow™ option	(Lpm)	165 / 220	165 / 220	165 / 220
Remote valves				
Max. no. rear valves		5	5	5
Advanced configurable joystick control		○	○	○
Max. no. mid mount valves		3	3	3
Customisable remote configuration		●	●	●
Linkage				
Max. lift capacity at ball ends	(kg)	11058	11058	11058
Max. lift capacity through the range (610mm behind ball ends)	(kg)	10305	10305	10305
Front linkage lift capacity at ball ends	(kg)	6016	6016	6016
PTO				
Rear PTO Engine speed at 540 / 540E / 1000 / 1000E	(rpm)	1871 / 1598 / 1853 / 1583	1871 / 1598 / 1853 / 1583	1871 / 1598 / 1853 / 1583
Auto PTO management		●	●	●
Front two speed PTO (1000rpm)		○	○	○
Front PTO engine speed at 1000 / 1000E	(rpm)	1886 / 1585	1886 / 1585	1886 / 1585
Brakes				
Hydraulic trailer brakes		○	○	○
Optional pneumatic trailer braking system		○	○	○
Intelligent Trailer Brake system		○	○	○
FieldOps™				
SideWinder™ Ultra armrest		●	●	●
CommandGrip™ handle		●	●	●
IntelliView™ 12 colour monitor		●	●	●
InfoView™ instrument cluster		●	●	●
CentreView™ steering display		○	○	○
IntelliSteer® guidance ready		●	●	●
PLM® Cygnus receiver (PLM 1, PLM2, PLM3 & PLM RTK / PLM RTK+)		○	○	○



## T7 Heavy Duty Models

### T7.290 HD

### T7.315 HD

### T7.340 HD

Headland Turn Sequencing (HTS) system	●	●	●
Headland Turn Sequencing II (HTS II) system	○	○	○
IntelliTurn™ with Headland Turn Sequencing II (HTS II) system	○	○	○
ISOBUS II	●	●	●
ISOBUS III	○	○	○
IntelliField™ boundary, map & guidance line data inter-vehicle sharing	○	○	○
FieldOps™ (Connectivity Included)	●	●	●
<b>Uptime Solutions – Training &amp; Support Systems</b>			
New Holland Remote Assistance (1 <sup>st</sup> year subscription free)	●	●	●
IntelliView™ Connect remote display	●	●	●
New Holland Breakdown Assist	●	●	●
<b>Cab</b>			
Four pillar 360° Horizon™ Ultra cab with FOPS - OECD code 10 level I	●	●	●
Horizon™ Ultra cab category level - EN 15695	2	2	2
Opening roof hatch	○	○	○
Heated front and rear windscreen	○	○	○
Roof LED light packs standard / option	8 / 14	8 / 14	8 / 14
Belt and Hood lighting packs standard / option	4 / 8 / 10	4 / 8 / 10	4 / 8 / 10
LED road lights	○	○	○
Comfort Ride™ cab suspension	●	●	●
Semi-Active Comfort Ride™ cab suspension	○	○	○
Comfort seat	●	●	●
Dynamic Comfort™ heated seat, carpet, leather steering wheel	○	○	○
Auto Comfort™ Active Climate Control, carpet, leather steering wheel	○	○	○
Tinted rear window	●	●	●
Blue Power Package: Metallic Blue and Silver paint, branded seats and carpet	○	○	○
Instructors seat with seat belt	●	●	●
170° front hood mounted and cab pillar rear facing cameras	●	●	●
Electronic remotely adjustable mirrors with wide angle lens	●	●	●
Electrically extendable heated mirrors	○	○	○
Remote locking and immobiliser	○	○	○
Push button engine start/stop	○	○	○
Auto climate control with zone Control	●	●	●
Integrated cab storage solutions	●	●	●
Cooled compartment	○	○	○
DAB Radio with Bluetooth	○	○	○
Integrated phone microphone	○	○	○
Standard power ports	○	○	○
Optional AC power outlet and additional USB	○	○	○
Fender mounted external remote valve control	○	○	○
Fender mounted external engine control functions	○	○	○
External air line connection	○	○	○
Tyre pressure monitoring system (Up to 16 individual tyres)	○	○	○
Optimum cab noise level - 77/311 EEC	[dB(A)] 66	66	66
Large portable coolbox	○	○	○
Factory fit rotating LED beacons (1 / 2)	○	○	○
<b>Weights</b>			
Minimum unballasted / shipping weights	(kg) 10500	10500	10500
Typical working weight	(kg) 10500 - 12500	10500 - 12500	10500 - 12500
Max. permissible weight at 50kph (Class 4)	(kg) 17200	17200	17200

● Standard ○ Optional – Not available \* Developed by FPT Industrial \*\* Biodiesel blend must fully comply with the latest fuel specification EN14214:2009 and operation is in accordance with operator manual guidelines

Dimensions		T7.290 HD - T7.340 HD				
Rear tyre size		650/85 R38	VF 650/85 R42	710/70 R42	710/75 R42	900/60 R42
Maximum overall length inc. front and rear linkage	(mm)			5700		
Minimum width	(mm)	2536	2592	2592	2592	2993
Height at centre of rear axle to top of Cab / Exhaust	(mm)			2368 / 2372		
Tyre loaded radius***	(mm)	920	920	920	955	955
Wheelbase	(mm)			2995		
Track width (flange axle min. / max.)	(mm)	1840 / 1930	1840 / 1930	1840 / 1930	1840 / 1930	2052

\*\*\* Guideline only, refer to tyre manufactures data





[www.newholland.com/uk](http://www.newholland.com/uk) - [www.newholland.com/ie](http://www.newholland.com/ie)

