

BigBaler Range

870 Plus

890 Plus

1270 Plus

1270 Plus Density

1290 Plus





Summary

A history of modern baling by New Holland	04
Welcome to the Plus baler range	06
BigBaler: the ultimate choice	08
Clearing fields at high speed	10
Flexible crop processing solutions	12
Perfectly formed, dense bales as standard	14
Reliable double knotting, gentle bale handling	16
Fingertip baler management	18
IntelliCruise™ system: optimised capacity, ultimate uniformity	20
The awarded innovation for a new baling experience	22
Integrated bale scale and moisture sensing	24
Floating across the field, flying down the road	26
True day and night visibility	28
An even wider BigBaler offering	30
New Holland Aftersales Products and Services	32
Specifications	34

A history of modern baling by New Holland

New Holland has led the big baler segment for over 35 years, introducing a string of pioneering firsts that have revolutionize big baling throughout the world.

The latest BigBaler Plus range introduces another baling first: Loop Master™ knotting technology.

The second knot is now a loop style knot, producing: 37% stronger knot with a 26% improvement in tensile strength for reduced breakage; Loop Master™ combines the key benefits of double and single knotting technology; eliminates the twine offcuts, which are currently left in the field, or can even find their way into fodder; over six kilometres or 46kg of twine offcuts are saved in a 10,000 bale season.



- **1987:** a whole host of pioneering features, including double knot technology, electronic proportional density control, Full Bale-Eject™ functionality and the very first 80x90 bale size followed. The very first pre-compression chamber that could be adjusted to swath density appeared on the D2000.
- **1988:** the giant among giants: the 120x130cm model was unveiled.
- **1995:** the D1010 was the first large square baler available as a Packer Cutter for efficient chopping.
- **1999:** people are at the heart of farming, so the single-piece pull out knife draw on BB900 CropCutter™ models proved a hit with users. The InfoView™ monitor made it even easier to control all baler parameters on one screen.
- **2004:** choice is a big baler hallmark, and the BB-A offers the both four and six knot technology. Furthermore, monitor technology stepped up a gear with the introduction of the IntelliView™ monitor.
- **2008:** IntelliView™ III colour touchscreen monitor compatibility significantly enhanced the operator experience with the BB9000 series.
- **2016:** launch of the Plus models with longer bale chambers and increased density.
- **2019:** launch of Loop Master™ knotting technology for higher strength knots and eliminated twine offcuts.
- **2022:** launch of the BigBaler 1270 Plus Density model offering upto 10% density, and the new BigBaler High Density model. Launch of the awarded IntelliSense™ system.



Built in Zedelgem

The flagship BigBaler models are built in Zedelgem, Belgium, home to New Holland's global Centre of Harvesting Excellence. It was here, over 100 years ago, that Leon Claeys built his very first threshing machine that revolutionised the way farmers harvested. Yet New Holland's baling heritage spans both sides of the Atlantic, with New Holland developing the very first self-tying pick-up baler in 1940.

Today, 35 years after the first of thousands of large square balers rolled off the line, the big baler is still the world's number one large square baler, and yellow blooded engineers are still committed to developing the next generation of baling products. The sophisticated product development process and the extensive knowledge of a dedicated workforce of a World Class Manufacturing facility ensure the BigBaler range, together with all flagship harvesting products, the CR, CX and FR ranges, continue to set the harvesting benchmark.



Welcome to the Plus baler range

The Plus models take the BigBaler range to a whole new level of productivity and efficiency. Enjoy the following features:

- Up to 10% higher density vs previous non Plus BigBaler range.
- Consistent day-long density.
- Improved bale shape.
- Minimal risk of twine or knot snapping thanks to Loop Master™ 37% stronger twine-knot combination.
- Bale even in the hottest conditions.
- Gentler bale drop.
- Easy and well accessible maintenance.
- Easier to clean.

The latest BigBaler 1270 Plus Density model shares all the same features and benefits as the Plus range with the following additions:

- Up to 10% more density than the standard BigBaler 1270 Plus.
- Reinforced Plung and Frame to withstand +30% loads.
- Larger density cylinder to increase force by 25%.
- Standard Hardox wear plates on the bale chamber side and bottom plates.
- Heavy duty tension rail and new side / top door design.
- New density ring design to supply higher force to top door and tension rails.
- Reinforced main frame design to handle Plus Density performance.



Flexible crop processing solutions
See page 12



Reliable double knotting, gentle bale handling
See page 16





The awarded innovation for a new baling experience
See page 22

New Holland Aftersales Products and Services
See page 32



BigBaler: the ultimate choice

The five model BigBaler range enables you to pick the baler that is right for your business. The range extends from the 80x70cm model right through to the largest 120x90cm variant. You can also specify the crop processing method, Packer, Packer Cutter or CropCutter options. The latest model in the range is the BigBaler 1270 Plus Density model offering upto 10% more density than the standard BigBaler 1270 Plus.

Ultimate baling performance is guaranteed in all crops and all farms. Hay and forage operations, straw contractors, biomass business and large scale arable farmers will be won over by the Plus models which deliver consistent best-in-class bale quality from its proven and frequently improved design over the years.



1. Distinctive styling with New Holland's next generation colour scheme and decal design
2. Large IntelliView™ IV or IntelliView™ IV Plus colour touchscreen monitor
3. Large roller windguard
4. MaxiSweep™ pick-up with 5 tine bars for ultimate capacity on CropCutter™ models
5. Feed Assist roll and large stub augers for smooth crop flow
6. Large flywheel for smooth running
7. Loop Master™ knotting technology
8. Large, pivoting twine box for 32 twine spools
9. Electronic bale length control
10. Rub pad or star wheel moisture sensing
11. Highly accurate bale weight system
12. Extended railings for enhanced safety
13. Wide opening front and side shields for easy maintenance
14. Auto-Steer large wheel tandem axle
15. Bright LED lighting package
16. FieldOps™ telematics compatibility

Models	Version available	Knotter technology	Bale Width / Height* (cm)	Bale length Minimum / Maximum (cm)	Minimum PTO power (hp)
BigBaler 870 Plus	Packer / Packer Cutter / CropCutter™	Loop Master™	80 / 70	100 / 260	109 / 116 / 136
BigBaler 890 Plus	Packer / Packer Cutter / CropCutter™	Loop Master™	80 / 90	100 / 260	109 / 116 / 136
BigBaler 1270 Plus	Packer / CropCutter™	Loop Master™	120 / 70	100 / 260	122 / 150
BigBaler 1270 Plus Density	Packer / CropCutter™	Loop Master™	120 / 70	100 / 260	130 / 160
BigBaler 1290 Plus	Packer / CropCutter™	Loop Master™	120 / 90	100 / 260	130 / 160

* Final bale dimension can slightly vary depending on crop & conditions.




Clearing fields at high speed

The pick-up is perhaps the most important part of your BigBaler. New Holland designed the MaxiSweep™ pick-up for unbeatable collecting performance. Available with 5 tine bars under wide pick-up, CropCutter specification, for increased performance and durability, this configuration offers as 25% increase in double tines vs previous models. All 1270 & 1290 models are equipped with the ultra-wide 2.35m, perfect for the widest straw swaths from today's high capacity combines, and the narrow units 870 and 890 have the standard 1.96m width, the ideal choice for silage operations. The heavy-duty 5.5mm coil tines on CropCutter™ models have been designed to increase durability when working on the roughest, stoniest ground.

An 'S' shaped advantage

The MaxiSweep™ pick-up side shields have a distinctive 'S' shape design to maintain smooth crop flow at all times and to prevent crop snagging, which in the past meant stopping the baler altogether. When working in heavy silage and negotiating tight swath corners this technology keeps you going. Additional flanges have been added to the edge of the pick-up side shields to assist the final tines, to make sure that every blade of crop safely makes it into the baler.





Maintaining crop connection

Spring loaded pick-up floatation suspension system is adjusted via a simple adjusting plate to provide just the right amount of vertical movement to maintain pick-up contact with the ground.

On rough, uneven terrain, the reactive setting means the pick-up can quickly adapt to undulations, maintaining contact 100% of the time.



Smooth crop flow guaranteed

The roller wind guard continually rotates to guarantee an even flow of crop into the baler, eliminating any disturbances which could lead to crop loss or uneven feeding, ensuring high throughput and clean fields.

Smooth crop flow is continued into the feeding system thanks to the Poly pick-up bands which also ensure quiet operation and extended durability.



Ultimate feeding performance

The feeding logic has been developed to significantly improve baler efficiency. Two contra rotating overshot and undershot augers direct and merge the crop flow to ensure that it is the same width as the rotor or feeder.

Efficient throughput has been further enhanced with the addition of a feed assist roller, which positively directs the crop into the rotor or feeder to maintain a constant crop flow at all times. To prevent blockages during silage baling a new optional hydraulically driven assist roll is available which has the added benefit of being reversible.



Flexible pick-up wheel offering

Pick-up height adjustment is easily controlled by a robust pin which regulates pick-up wheel height. During use, these wheels can be speedily fitted without tools.

For transport, you can choose to remove just the wheel, or both the wheel and the support, depending on the required transport width. The new optional heavy duty pick-up wheels with large diameter can now be specified.

Flexible crop processing solutions

As no two baling operations are the same, the BigBaler offers a whole host of crop processing options with different chop lengths to suit your individual requirements. From the Packer direct flow option through to the Packer Cutter and CropCutter™ variants, the BigBaler has the solution no matter what the crop, growing conditions, usage profile or conservation method used.

When baling in extremely abrasive conditions, the heavy duty rotor has been developed, ideal when baling tough crops. The rotor has an abrasive finish, which can extend its life by up to four times.

Models [No. of knives / Knife distance (mm)]	BigBaler 870 Plus	BigBaler 890 Plus	BigBaler 1270 Plus	BigBaler 1270 Plus Density	BigBaler 1290 Plus
Packer Cutter	6 / 114		–		
CropCutter medium cut	–		15 / 78		
CropCutter short cut	19 / 39		29 / 39		

– Not available

CROPCUTTER™ PROCESSING OPTION



Highly efficient CropCutter™ system

The renowned 'W' shape rotor pattern on the CropCutter™ system guarantees an even spread of the cutting force for a smooth cutting action and uniform chopping performance.

The design divides the power requirement equally over the two rotor halves, and ensures an equal distribution of the crop to match the width of the precompression chamber intake for uniform density.

Two chopping lengths can be selected: a medium 78mm chop, which is perfect for bedding, or a fine 39mm chop for silage, fodder and biomass applications.



Easy slide knife drawer for efficient sharpening

The CropCutter™ knife drawer slides out for easy knife sharpening and replacement.

PACKER CUTTER PROCESSING OPTION

Excellent chopping with the Packer Cutter

The Packer Cutter offers the ultimate in baling flexibility.

Available on the BigBaler 870 Plus and 890 Plus models, packer has three forks and each fork having 2 double tines for cutting purposes and efficiently transferring the crop from the MaxiSweep™ pick-up to the pre-compression chamber.

When chopping is required, six knives are available and are automatically engaged from the cab to significantly enhance the density and nutritional value of silage bales.

PACKER PROCESSING OPTION



Packer processing for direct flow

The standard processing system features two or three cranks, with each crank having two or three fingers.

No chopping occurs, long unbroken straw or hay is fed gently directly into the chamber for dust free fodder or bedding, perfect for livestock and equine businesses.

The Packer design has been reinforced - heavy duty bearings are made to withstand high bale counts. And for extreme conditions, abrasive wear package is optional available with hard faced material on critical components.



Perfectly formed, dense bales as standard

Density is king when it comes to producing big bales. Whether they are straw bales with an improved combustion profile for biomass operations, tightly packed silage bales with enhanced fermentation characteristics or simply bales that take up less space for easier storage or transport, density is at the heart of big baling excellence.

The next generation best-in-class SmartFill™ II bale direction sensing system has great accuracy to ensure the operator feeds the crop in an even manner, and the strong, reinforced monocoque frame, machined from reinforced steel, guarantees durability, season after season.



Intuitive density control

The density of completed bales is continually monitored by three-sided density control. This system combines the sensor reading from the completed bales, with continual monitoring of the load on the plunger, if it changes, bale density does as well, and hydraulic pressure on the side doors and the top chamber rail are automatically adjusted to restore uniform bale production. The Plus Density model features a reinforced Bale chamber and top doors to handle upto 10% density vs standard Plus models.

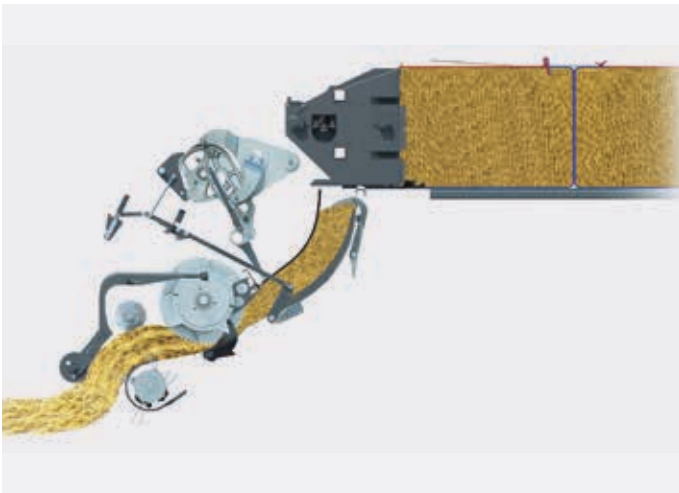


High plunger speed for greater throughput

The heavy duty gearbox has increased plunger speed by 14%, to 48 strokes per minute. The heavy duty plunger has substantially improved throughput and enables higher ground speeds. The Plus Density model has a reinforced Plunger to withstand +30% loads.

Built for long-life and durability

To further extend long life Hardox wear plates on the bale chamber side and bottom plates to prevent excessive wear in extreme conditions are now available on Plus models and standard on Plus Density models.



Industry leading pre-compression technology

The BigBaler's best-in-class pre-compression chamber forms a uniformly dense wad before transferring it into the bale chamber. The stuffer fork accelerates the crop, delivering it from the rotor or feeder into the chamber, and filling it uniformly, until the required density is reached.

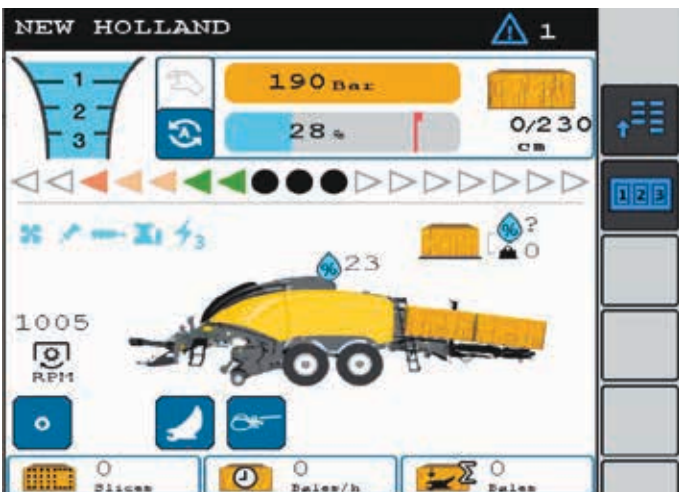
A trip sensor then activates the 'C' shaped shuttle which accelerates the crop into the bale chamber. The operator sets the density via the cab-mounted IntelliView™ monitor.



Transmitting power and reliability

The BigBaler's gearbox has been significantly strengthened to guarantee up to a 20% capacity increase. The large diameter, up to 800mm on the BigBaler 1290, high inertia flywheel has increased energy by up to 48% to compensate for uneven swaths so no reduction in ground speed occurs.

Furthermore, direct drive technology has been employed, so 100% of the power is transmitted to the plunger for unsurpassed baling efficiency.



A new era of intelligent balers

SmartFill™ II upgrades the bale direction sensor system, which ensures that every bale is perfectly uniform. Sensors are directly connected to the plunger, which measures with a high degree of precision, the load on the plunger. This is then translated into perfect left/right driving direction indication.

If one-sided crop entry is detected, the operator is informed via the monitor to drive either more to the right or to the left of the swath, to maintain smooth feeding. This system improves automated density as well as leading to more stable bale weights in a variety of conditions.

Reliable double knotting, gentle bale handling

Pioneering double knot technology for over 35 years, New Holland has been on an unswerving quest to continually improve this industry leading technology. The BigBaler's double knot system guarantees higher bale density with lower knotting strain. And the current big baler range introduces another baling first: Loop Master™ knotting technology.


The second knot is a loop style knot, producing a 37% stronger knot with a 26% improvement in tensile strength for reduced breakage and eliminates the twine offcuts.

It might not sound much, but consider that over six kilometres or 46kg of twine are saved in a 10,000 bales season. Knotting technology has been tailored to the BigBaler's dimensions, with four knots on the BigBaler 870 Plus and 890 Plus models or six knots per bale on the BigBaler 1270 Plus and 1290 Plus variants.

With over 15,000 bales tied without a miss-tie, reliability and accuracy come as standard. Improved debris management and gentle set-down logic complete the most advance baling technology around.

Quite simply, the BigBaler still leads the field over a quarter of a century on.





Knotter cleaning

The baler is always equipped with the electric driven fans, installed on the front knotter cover.

If extra cleaning power is required, 3 additional knotter fans mounted in the rear knotter shielding are available.

And for extreme conditions, a pneumatic blow off system can be selected using compressed air from tractor. Over 20 high pressure air nozzles keep all corners clean, ensuring reliable binding in tough conditions.

And for full convenience, with the high-pressure auto reel and air gun the baler can be cleaned all around in the field.



Clean knotters for enhanced productivity

The redesigned knotter shielding keeps the knotters free from debris for improved performance. Two fans on four twine and three on six twine machine have been situated to eliminate debris accumulation. To enhance the cleaning performance, additional 3 fans mounted on the rear side of the knotter cover are available.

For work in particularly dusty conditions, such as baling maize straw, an optional automatic blow-off kit is available, which directs a jet of high pressure air into the knotters. The auto-blow off kit is available as a dealer added extra, and is powered by the tractors air brakes and its frequency is controlled via the IntelliView™ monitor.



Partial Bale-Eject™: every bale for every customer

Partial Bale-Eject™ technology was developed so that upon finishing a customer's field, you can eject the last fully formed bale in the chamber. Simply activate the dedicated hydraulic lever and the bale will be fully discharged.

Full Bale-Eject™ for simplified cleaning and zero contamination

When changing between crops or for end of season cleaning, the Full Bale-Eject™ functionality should be used. Activated by the dedicated hydraulic lever, the entire contents of the bale chamber are ejected to enable easy maintenance and to prevent crop-to-crop contamination. Now there are up to ten 'active teeth' which bite into the bale and remain in contact with the bale as it exits the baler to facilitate positive discharge.

Remote hydraulics with Load Sense

To simplify the control of these key functions like bale eject, bale chute open/close and tandem lock, the remote hydraulic feature has been introduced. With this, the operator can control all function in a convenient way from the monitor or from the baler side.

Fingertip baler management

Managing your BigBaler has never been simpler, as the new state-of-the-art user interface makes managing your baler even easier. All key operating parameters can be controlled whilst on the move via the monitor you prefer: IntelliView™ IV or IntelliView™ IV Plus. Furthermore, the BigBaler is fully ISOBUS compatible with full AEF ISOBUS certification, for seamless control via the tractor terminal, so one-monitor operation is guaranteed.





Wide-screen harvesting

The 26.4cm IntelliView™ IV and IntelliView™ IV Plus colour touchscreen monitors enable intuitive touchscreen control of your BigBaler. Whether you are adjusting parameters in the field, or are looking to download data for analysis, this is easily achievable.



Immediate miss-tie notification

An advanced miss-tie detection sensor immediately informs operators in the unlikely event of a miss-tie via the user interface. The traditional knotting flags complement this system and provide an immediate visual warning.



Precision length control

Correct **bale** length is of vital importance for efficient bale stacking, handling and transport, this is where the electronic bale length control steps in. A notched wheel is used to regulate bale length.

The wheel measures the precise movement of the bale in the bale chamber, and uses average wad width information to trip the knotting cycle when the required length is achieved. The required length is easily set on the IntelliView™ monitor.

IntelliCruise™ system: optimised capacity, ultimate uniformity

The IntelliCruise™ feature controls the tractor's forward speed through ISOBUS Class III technology, increasing productivity, improving operator comfort, improving fuel savings and optimising feeding rate in varying field and crop conditions. This system IntelliCruise has two running modes. This feature only needs the required software unlock and does not need any additional kit or hardware.

- IntelliCruise™ technology enables.
- Up to 9% more throughput.
- Up to 4% fuel savings.
- Reduced operator fatigue.

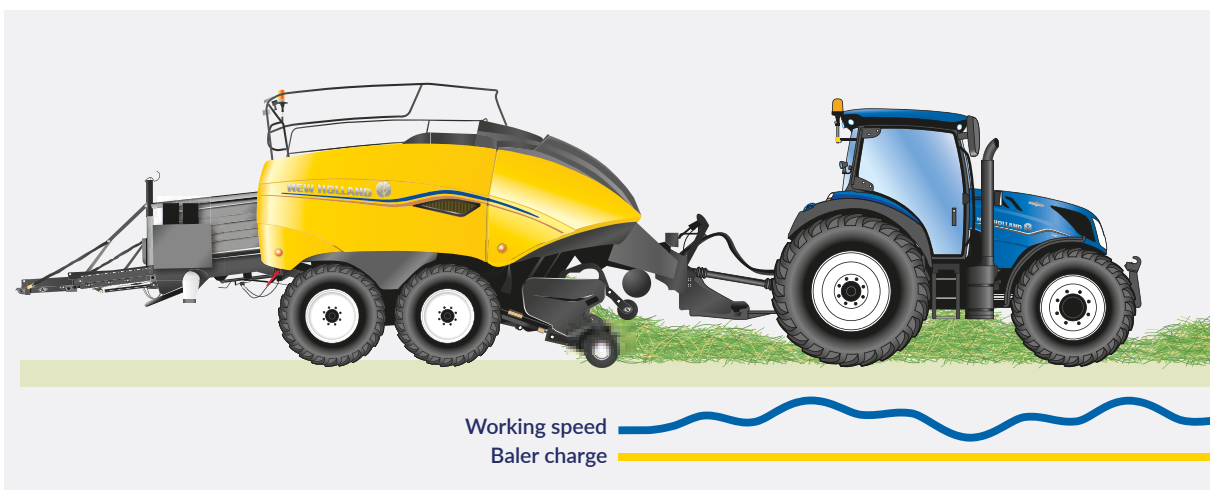


Charge Control mode

In Charge Control mode, available on CropCutter™ models only, the tractor speed is adapted to achieve optimum capacity by using sensor paddles which measure both the throughput of crop fed into the stuffer feeder channel, as well as the time to fill it to ensure the optimum tractor speed is maintained.

Slice Control mode

In Slice Control mode, available on both the Packer and CropCutter models, the tractor's speed is adjusted according to bale slice thickness and the system will strive to obtain the exact amount of slices defined by the operator.






The awarded innovation for a new baling experience

The awarded IntelliSense™ bale Automation system introduces a next chapter to the baling process. Automation has a growing role to play in productive modern farming. New Holland's IntelliSense™ system equips the BigBaler range with an industry-first proactive steering and speed control automation system, which revolutionizes the baling experience.

Operating a Large Square Baler manually demands long hours of continuous operator focus, with regular steering adjustments, observation of swath density and crop flow to prevent overloads, speeding up and slowing down tractor speed to match. In addition, to ensure production of consistent bales the driver has to observe the bale fill indicator and correct the tractor steering accordingly, while also monitoring bale slice numbers and weights. IntelliSense™ bale automation relieves the driver of these demands by a big portion.



WORKING SPEED
MAXIMIZED PRODUCTIVITY





The SmartSteer™ Swath Guidance system

The first assisted baling mode is SmartSteer™ Swath Guidance. This allows hands-free driving whenever a swath is detected ahead of the tractor, and ensures the swath enters the centre of the pick-up, adjusting as necessary according to the plunger load cells to ensure a perfect bale shape. With the Swath Guidance system, the driver can stay focus on the machine settings and reduce the fatigue in the long harvesting days.

The IntelliCruise™ II Feedrate system

In the IntelliCruise™ II Feedrate mode the operator sets the number of slices per bale as target - a low number equating to thicker slices and a higher throughput. The tractor will continuously adjust the forward speed to get close to the bale slice target. The Feedrate increases the productivity, insures a uniform bale shape and a consistent weight. With a constant throughput, also the fuel consumption is optimized.

Day-long outstanding performance

Customers have confirmed: throughout the course of a long baling day, IntelliSense™ technology delivers superior performance and operator comfort.

- > Increased productivity.
- > Impressive bale quality - uniform bale shape and consistent bale weight.
- > Reduced fuel consumption.
- > Un-comparable operator comfort.

What makes IntelliSense™ so intelligent?

At its heart, a LiDAR (light detection and ranging) sensor located on the front of the tractor cab roof scans continuously the position and volume of the swath meters ahead of the tractor. This information is used together with other tractor and baler information to automatically adjust the steering, which is then fine-tuned according to the baler's plunger load sensors, ensuring even filling of the chamber resulting in perfect straight bales. Furthermore, the tractor speed is adjusted automatically to maximize productivity and prevent overloads. IntelliSense™ offers the operator two assisted baling modes which can be used combined or independent from each other. The new IntelliSense™ allows to have Baler Automation from non New Holland tractors.

The IntelliSense™ benefits

Testing has shown that throughout the course of a long baling day, IntelliSense™ technology delivers superior performance, even when compared to the experienced balers operators. Sit back, relax, and let the BigBaler with IntelliSense™ technology maximize your baling performance.

Flexibility across all major crops & conditions

IntelliSense™ has been configured to work with all major crops and works during bright days as well as during darkest nights. Note: IntelliSense™ is an operator assistant system. The operator remains responsible at all times. Certain extreme conditions, such as very small or uneven windrows, variable yields and steep curves can limit the system performance.




Integrated bale scale and moisture sensing

The BigBaler range of balers have been engineered by design with precision farming features. Bale weight and moisture information is continually updated and displayed on the IntelliView™ IV monitor. This data can be stored, downloaded and analysed with FieldOps™ to establish accurate yields maps. These can be used to fine tune inputs to maximise yields and minimise input costs.

On the go bale weighing

The ActiveWeigh™ bale weighing system uses integrated sensors in the bale discharge chute to register the weight of the bale at the point at which it becomes free from the chute. This system is independent of bale length, field conditions and baler movement. All information, including single bale weight, average weight, total weight and tonnes per hour are displayed on the IntelliView™ monitor with accuracy of $\pm 2\%$.

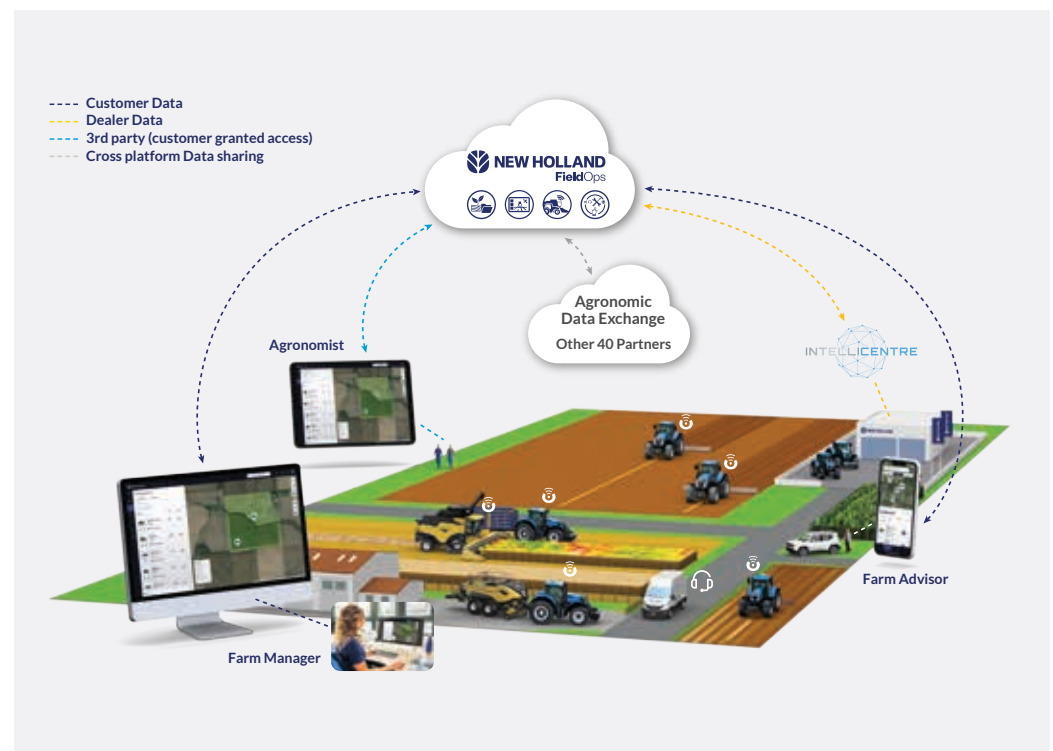


Precise moisture sensing

Two moisture sensing options are available. The entry level rub sensor can measure moisture levels between 9-70%, and this information is displayed on the IntelliView™ monitor which prevents unready crop from being baled. The more accurate star wheel sensor, penetrates the bale, and passes an electric current between the two elements to determine the exact moisture between 9-40% to within a $\pm 1\%$ accuracy upto 40% moisture. Furthermore, this information can be used to precisely deliver CropSaver additive, as the moisture reading is used to calibrate application.

FieldOps™: manage your machine from the comfort of your office

FieldOps™ enables you to connect to your BigBaler Plus from the comfort of your office through the utilization of the mobile network. You can stay in touch with your machines at all times, and you can even send and receive real-time information that saves time and enhances productivity. FieldOps™ offers full machine monitoring and control and will help you to reduce your fuel bills and improve fleet management and security in one simple package.



MyNew Holland™ digital farming

The MyNew Holland™ portal and app enable you to register and manage your equipment, access dedicated documents, training and services, and on-hand support, including Uptime Support, in one place. With MyNew Holland™ you can access FieldOps™ portal for real-time fleet and machine visibility, analyse agronomic data through file sharing, together with productivity boosting services.

Real time bale mapping and sharing

FieldOps™ is where you can analyse all field data and now you can even map bale data. This information is recorded in real time while baling. FieldOps™ share insights, machine parameters and machine metrics. The bale data is also available on FieldOps™ app which can be used by the telehandler or loader tractor operator to enable selective loading of bales. The data recorded for each bale is Wet or Dry weight, Moisture level, Density, and number of flakes per bale.

Floating across the field, flying down the road

BigBalers will work in a variety of different environments, from the largest arable operations where reducing soil compaction is of prime importance, to small fields and winding country lanes that mean hassle-free transport is a must. The range boasts a wide variety of axles and tyre options which all comply with the three metre transport width restriction to suit every operation. Furthermore, turn on a sixpence manoeuvrability to complete the package.



Single axle functionality

To reduce compaction and bulldozing, the single axle option featuring large diameter tyres to spread vehicle weight, is the default choice.





Ultimate stopping performance

Both hydraulic and pneumatic braking options are available to offer powerful stopping performance right up to the top 50kph transport speed*.

* Depending on the Country.

Convenient transport

The bale chute can be hydraulically folded to reduce the overall length of the baler to a mere 7.4 metres.



Slim hitch design

Turning performance has been improved thanks to the sculpted body, which swoops back from the hitch to maintain tight turning for a reduced turning radius. When turning is of prime importance, an optional Auto-Steer tandem axle can be specified.



Lower ground pressure

The Auto-Steer tandem axle has been designed to reduce soil compaction and assist regrowth thanks to its large footprint, perfect for hay or forage operations.

Furthermore, the large wide tyres better absorb ground undulations, reducing vertical baler movement as well as enhancing transport comfort.

True day and night visibility

A 360° lighting package, available with an LED option on all Plus models, has been developed to turn night into day, and to maintain productivity and ease of operation even in the dead of night.



For a good visibility during operation in the dark, the baler is standard equipped with a bright LED light package, including:

1. LED strip light for the pick-up
2. LED strip light for the knotters
3. LED strip light at the needle zone
4. Two LED lights on the top of the baler fully illuminate the rear

An optional service light package is available for maximum comfort at day and night, including:

5. LED strip lights on left and right inside of the flywheel hood
6. LED strip lights under left and right-side shield to illuminate the twine boxes

For full road safety

7. A beacon with a revolving LED orange flashlight is available - obligatory depending which markets

LED strip lights are standard at the pick-up, knottter and needle zones. Additional two LED lights fully illuminate the rear.



Optional service LED light strips inside the side shields are perfect when checking twine balls.



Rear mounted viewing camera enables operators to view bale delivery and to monitor bale accumulator performance. Mounted on the rear rail, footage is displayed on the IntelliView™ monitor. Operators can choose full screen or split screen viewing.



An even wider BigBaler offering

From farmers to contractors, the BigBaler range is used in a wide range of field settings, as such, there are a many different customisable features that you can select which will ensure that your BigBaler is right for you. Biomass baling is a growing business, and New Holland has responded to that requirement with a specific abrasive packages. A range of features have been reinforced and upgraded to withstand the intensive biomass baling schedule. From heavy duty rotors through to an improved pre-chamber which can deal with stalky crops in its stride, the BigBaler is ready to help you to harvest successful even in tough conditions.

Super fine chopping and ultimate density

TwinCutter™ front chopper offers ultimate chopping and shredding performance. Fitted in front of the MaxiSweep™ pick-up the crop is shredded using 88 knives before being smoothly passed through the pick-up and into the baler. The result is a fine chop that creates ultra-dense bales with enhanced combustion profiles for biomass operations, and ultra absorbent bedding for chicken or mushroom sheds.





Durable knives

The Rotor Cutter knives have been upgraded – All knives are now made by a special material and stay longer sharp for an excellent cutting result and reduced maintenance cost.



Strong monocoque frame

The single piece frame has been engineered to offer outstanding structural strength for enhanced reliability and reduced vibration.

Excellent Serviceability

The wide opening shields paired with folding twine boxes provide easy access to all major components.

New Holland Aftersales Products and Services

In choosing New Holland you have made a quality choice. You are ready to start your journey with us and our network, counting on a wide range of quality products and professional services available and next to you season after season.

GENUINE PARTS

Top performance guaranteed at all times

Committed to keeping your machines in top condition for like-new performance, New Holland offers a wide range of Genuine Parts, manufactured to the same high standards and with the same high-quality components used in new machines.

Genuine Parts are the result of a certified supply chain and stringent tests on the conformity, the reliability and the durability, to ensure consistent high levels of safety and performance over time.



REMAN PARTS

Recommended for your ageing New Holland machine

Choosing the Reman range means embracing our circular product lifecycle approach with the certainty that the components fitted to your machine will be as efficient as new.

Thanks to the unrivalled know-how acquired over the last decades, New Holland is the ideal partner for such a complex and sophisticated industrial process, sustainably remanufacturing the essential components of your machine to the highest standards, guaranteeing as good as new quality at an affordable price.

ACCESSORIES

Tailored to your farming

Every day, New Holland implement solutions that make your machine unique and reliable, covering every single demand.

From safety to productivity, from comfort to power, the complete range of accessories is adapted to your specific activities, as single items or in kits set up by your New Holland dealer.

Ambra lubricants

With the right lubricants, you can protect your machine, minimise maintenance and downtime and boost your performance.

Ambra lubricants line, engineered by Petronas specifically for New Holland machines, is our recommended choice.


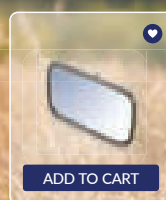



GENUINE PARTS: whenever, wherever!

Choose from click & collect or doorstep delivery at MYCNHSTORE.



Get your parts on www.mycnhstore.com



GENUINE  PARTS



UPTIME SERVICE

Developed by New Holland, Uptime Service is the new, professional and flexible Planned Maintenance Programme designed to make it easier for you to manage long term routine maintenance.

Planned Maintenance is a key factor to keep your equipment always in good shape, maximizing the performance and the uptime through scheduled operations carried out by professional New Holland Dealer' technicians, using only genuine parts and lubricants.

Connected Services



New Holland FieldOps™ is the Telematics Portal to stay constantly connected with your equipment from the comfort of your office. With New Holland FieldOps™ you can monitor the locations and the usage of your fleets, manage precision farming operations, get the Dealer's remote support 24/7 and much more.

New Holland technicians operating in the Dealer's IntelliCentre, remotely monitor the connected machines preventing possible failures before they even occur.

UPTIME SUPPORT

In high season, our Uptime Support experts are ready to support 24/7 as soon as your assistance request is recorded.

Together with your New Holland dealer, we do everything possible to provide the quickest and most effective support, until the matter is fixed and you are back in your field! You can activate Uptime Support through the Top Service phone number or MyNH App.

UPTIME WARRANTY

With Uptime Warranty you are assured that all possible failures will be professionally fixed by specialized New Holland Dealer's technicians and you won't need to pay for anything, keeping operating costs under control.

Uptime Warranty is the New Holland extended warranty program offering maximum protection, minimum cost and highest resale value.

Included on BigBaler range



New Holland Uptime Pack – All the best services in one pack

Uptime Pack group together the best of New Holland aftersales services in different packages designed to maximise uptime, improve operational safety, keep costs under control and increase productivity. There are three levels of support for our customer: Uptime Pack Basic, Uptime Pack Plus and Uptime Pack Premium.



Farm with peace of mind



Maximise your uptime



Stay connected with your farming



Increase your productivity



New Holland Style

Want to make New Holland a part of your everyday life? Browse the comprehensive selection on www.newhollandstyle.com

A whole range of items are available including hard wearing work clothing and a vast selection of scale models, together with so much more. New Holland. As individual as you.

Models	BigBaler 870 Plus			BigBaler 890 Plus		
Type*	Packer	Packer Cutter	CropCutter™	Packer	Packer Cutter	CropCutter™
Bale dimensions						
Width / Height (cm)	80 / 70			80 / 90		
Minimum / Maximum length (cm)	100 / 260					
Tractor requirements						
Minimum PTO power [kW/hp(CV)]	80/109	85/116	100/136	80/109	85/116	100/136
PTO speed (rpm) / type	1000 / 6/20/21 splin shaft					
Hydraulic remotes**	2DA / 1SA	3DA / 1SA		2DA / 1SA	3DA / 1SA	
Load sensing remote hydraulics	Power Beyond (pressure, return, LS), 1 x Double acting valve, 1 x Single acting valve					
Main Drive						
Gearbox	Enclosed oil immersed triple reduction gearbox					
Protection	Shear bolt, overrunning clutch and slip clutch					
MaxiSweep™ pick-up						
Width (DIN 11220) (m)	1.96					
Roller windguard	●					
Feed assist auger	●					
Tine diameter (mm)	5.5					
Flotation	Adjustable spring					
Castering pick-up gauge wheels	○					
Pick up slipclutch protection	●					
Gauge wheels (16x6.50-8)	2					
CropCutter™ system	-	●		-	●	
Knives options	-	6	9 or 19	-	6	9 or 19
Knife distance (mm)	-	114	78 / 39	-	114	78 / 39
Knife removal	-	From the front	Sliding knife drawer	-	From the front	Sliding knife drawer
Knife activation, in - out	-	Hydraulic		-	Hydraulic	
Knife protection	-	Individual springs		-	Individual springs	
Feeding system						
Feeder	2 packer forks 6 single tines	3 packer forks	Rotor Width 800mm “W” tine configuration	2 packer forks 6 single tines	3 packer forks	Rotor Width 800mm “W” tine configuration
Feeder protection	Slip clutch		Cut-out clutch	Slip clutch		Cut-out clutch
Stuffer	Fork type with 4 tines	Fork type with 6 tines	Fork type with 4 tines	Fork type with 4 tines	Fork type with 6 tines	Fork type with 4 tines
Stuffer protection	Shearbolt					
Pre-compression chamber, volume (m³)	0.25					
SmartFill™ II system	●					
Plunger						
Speed (Strokes/min)	48					
Length of stroke (mm)	710					
Tying system						
Type	Loop Master™ double knot type					
Twine type	110-150M/kg plast.					
Number of twines	4					
Knotter fan type	Electric					
Number of knotter fans	2					
2 extra knotter fans	○					
Knotter function alert	IntelliView™ monitor and visual					
Knotter lubrication	Grease					
Twine ball capacity	32					
Needle cleaning kit	○					
Bale density system						
Proportional 3-way control	IntelliView™ monitor controlled					
Electronic control system						
ISOBUS compatible with AEF ISOBUS certification	●					
IntelliView™ IV	●					
IntelliView™ IV Plus	○					
ISOBUS III IntelliCruise™ system	○*					
FieldOps™	○					
Lights						
Road lights	●					
Light package I	Standard: 1 x service light LHS stuffer, 1 x portable light, 2 x working lights at rear machine					
Light package II	Optional: 1 x service light RHS stuffer, 2 x knotter lights + 1 x needle light, 2 x pick-up light LED					
Axles						
Single axle (Tyre size)	600/50R22.5 or 650/55R26.5*** or 710/40R22.5					
Tandem axle (Tyre size)	520/50R17 or 500/50R17					
Tandem axle with Auto-Steer system (Tyre size)	520/50R17 or 500/50R17					
Large wheel tandem axle with Auto-Steer system (Tyre size)	560/45R22.5 or 600/50R22.5*** or 620/40R22.5****					
Brakes						
Hydraulic	○					
Pneumatic	○					
Maximum travelling speeds						
Single & Tandem axle / Large wheel tandem axle (kph)	40 / 60					
Baler dimensions						
Length chute closed (single piece) (mm)	8259		8315		8259	
Width (Single axle 600/50R22.5 tyres) (mm)	2568					
Width (Single axle 650/55R26.5 tyres) (mm)	2556					
Width (Single axle 710/40R22.5 tyres) (mm)	2604					
Width (Tandem axle 520/50R17 tyres) (mm)	2398					
Width (Tandem axle 600/50R22.5 tyres) (mm)	2568					
Width (Large wheel tandem axle 600/50R22.5 tyres) (mm)	2562					
Height (Single axle and Tandem axle) (mm)	3133		3223		3133	3223
Weight (depending on spec) (kg)	9400	9500	9800	9600	9700	10000
Standard equipment	Roller windguard, SmartFill™ II system, central greasing system, standard Bale-Eject system, roller bale chute with hydraulic folding, working lights, Electronic Bale Length system, automatic greasing					
Optional equipment	Comfort package, Partial Bale-Eject™ system, service lights, camera monitoring system, ActiveWeigh™ system, Rub pad or Starwheel Moisture measuring system, Abrasive option rotor, Abrasive option bale chamber, rear bumper					

● Standard ○ Optional – Not available

* Charge Control mode only available on CropCutter models ** Tractor hydraulic requirements not keeping count with hydraulic driven assist Roll (only Set up as service kit), optional hydraulic jack included

*** 600/50R22.5 and 650/55R26.5 for CropCutter models only **** 620/40R22.5 for Packer and Packer Cutter models only

Models	BigBaler 1270 Plus		BigBaler 1270 Plus Density		BigBaler 1290 Plus	
Type*	Packer	CropCutter™	Packer	CropCutter™	Packer	CropCutter™
Bale dimensions						
Width / Height (cm)	120 / 70				120 / 90	
Minimum / Maximum length (cm)	100 / 260					
Tractor requirements						
Minimum PTO power [kW/hp(CV)]	90/122	110/150	95/130	118/160	95/130	118/160
PTO speed (rpm) / type	1000 / 6/20/21 splin shaft					
Hydraulic remotes**	2DA / 1SA	3DA / 1SA	2DA / 1SA	3DA / 1SA	2DA / 1SA	3DA / 1SA
Load sensing remote hydraulics	Power Beyond (pressure, return, LS), 1 x Double acting valve, 1 x Single acting valve					
Main Drive						
Gearbox	Enclosed oil immersed triple reduction gearbox					
Protection	Shear bolt, overrunning clutch and slip clutch					
MaxiSweep™ pick-up						
Width (DIN 11220) (m)	2.23	2.35	2.23	2.35	2.23	2.35
Roller windguard	●					
Feed assist auger	●					
Tine diameter (mm)	5.5					
Flotation	Adjustable spring					
Castering pick-up gauge wheels	○					
Pick up slipclutch protection	●					
Gauge wheels (16x6.50-8)	2					
CropCutter™ system	-	●	-	●	-	●
Knives options	-	15 or 29	-	15 or 29	-	15 or 29
Knife distance (mm)	-	78 / 39	-	78 / 39	-	78 / 39
Knife removal	-	Sliding knife drawer	-	Sliding knife drawer	-	Sliding knife drawer
Knife activation, in - out	-	Hydraulic	-	Hydraulic	-	Hydraulic
Knife protection	-	Individual springs	-	Individual springs	-	Individual springs
Feeding system						
Feeder	3 packer forks 9 single tines	Rotor Width 1200mm "W" tine configuration	3 packer forks 9 single tines	Rotor Width 1200mm "W" tine configuration	3 packer forks 9 single tines	Rotor Width 1200mm "W" tine configuration
Feeder protection	Slip clutch	Cut-out clutch	Slip clutch	Cut-out clutch	Slip clutch	Cut-out clutch
Stuffer	Fork type with 6 tines					
Stuffer protection	Shearbolt					
Pre-compression chamber, volume (m³)	0.3					
SmartFill™ II system	●					
Plunger						
Speed (Strokes/min)	48					
Length of stroke (mm)	710					
Tying system						
Type	Loop Master™ double knot type					
Twine type	110-150M/kg plast.					
Number of twines	6					
Knotter fan type	Electric					
Number of knotter fans	3					
3 extra knotter fans	○					
Knotter function alert	IntelliView™ monitor and visual					
Knotter lubrication	Grease					
Twine ball capacity	32					
Needle cleaning kit	○					
Bale density system						
Proportional 3-way control	IntelliView™ monitor controlled					
Electronic control system						
ISOBUS compatible with AEF ISOBUS certification	●					
IntelliView™ IV	●					
IntelliView™ IV Plus	○					
ISOBUS III IntelliCruise™ system	○*					
FieldOps™	○					
Lights						
Road lights	●					
Light package I	Standard: 1 x service light LHS stuffer, 1 x portable light, 2 x working lights at rear machine					
Light package II	Optional: 1 x service light RHS stuffer, 2 x knotter lights + 1 x needle light, 2 x pick-up light LED					
Axles						
Single axle (Tyre size)	600/50R22.5 or 650/55R26.5*** or 710/40R22.5					
Tandem axle (Tyre size)	520/50R17 or 500/50R17					
Tandem axle with Auto-Steer system (Tyre size)	520/50R17 or 500/50R17					
Large wheel tandem axle with Auto-Steer system (Tyre size)	560/45R22.5 or 600/50R22.5*** or 620/40R22.5****					
Brakes						
Hydraulic	○					
Pneumatic	○					
Maximum travelling speeds						
Single & Tandem axle / Large wheel tandem axle (kph)	40 / 60					
Baler dimensions						
Length chute closed (single piece) (mm)	8259	8315	8259	8315	8259	8315
Width (Single axle 600/50R22.5 tyres) (mm)	2948					
Width (Single axle 650/55R26.5 tyres) (mm)	2940					
Width (Single axle 710/40R22.5 tyres) (mm)	2984					
Width (Tandem axle 520/50R17 tyres) (mm)	2782					
Width (Tandem axle 600/50R22.5 tyres) (mm)	2948					
Width (Large wheel tandem axle 600/50R22.5 tyres) (mm)	2946					
Height (Single axle and Tandem axle) (mm)	3133	3223	3133	3223	3133	3223
Weight (depending on spec) (kg)	10200	11000	10500	11300	10500	11300
Standard equipment	Roller windguard, SmartFill™ II system, central greasing system, standard Bale-Eject system, roller bale chute with hydraulic folding, working lights, Electronic Bale Length system, automatic greasing					
Optional equipment	Comfort package, Partial Bale-Eject™ system, service lights, camera monitoring system, ActiveWeigh™ system, Rub pad or Starwheel Moisture measuring system, Abrasive option rotor, Abrasive option bale chamber, rear bumper					

● Standard ○ Optional – Not available

* Charge Control mode only available on CropCutter models ** Tractor hydraulic requirements not keeping count with hydraulic driven assist Roll (only Set up as service kit), optional hydraulic jack included

*** 600/50R22.5 and 650/55R26.5 for CropCutter models only **** 620/40R22.5 for Packer and Packer Cutter models only



www.newholland.com/uk - www.newholland.com/ie



The data indicated in this folder are approximate. The models described here can be subjected to modifications without any notice by the manufacturer. The drawings and photos may refer to equipment that is either optional or intended for other countries. Please apply to our Sales Network for any further information. Published by New Holland Brand Communications. BTS Adv. - Printed in Italy - 11/25 - (Turin) - 253003/INB